

Patterns and Trends Annual 2015 Stakeholders Meeting



Department of
Developmental Disabilities

7.20.16

Agenda

- Welcome Jerilyn George, APSI and Introductions
- Update on Health and Welfare Systems
 - National Guidelines for reporting critical incidents
 - Rule Revision Implications
 - Stakeholder feedback about immediate actions
- Follow up from Previous Meeting
- Review of 2015 Health and Welfare Data
- Committee Recommendations

Action Steps from 2015

- Trained over 4,446 people- All needs updated
- Issued Well Informed Newsletters
- Partnered with Steady U
- Abuse Work Group
- Trauma Informed Care
- Health and Safety Alerts
- Presented at conferences and other speaking engagements
- Increased resources in Health and Welfare Toolkit

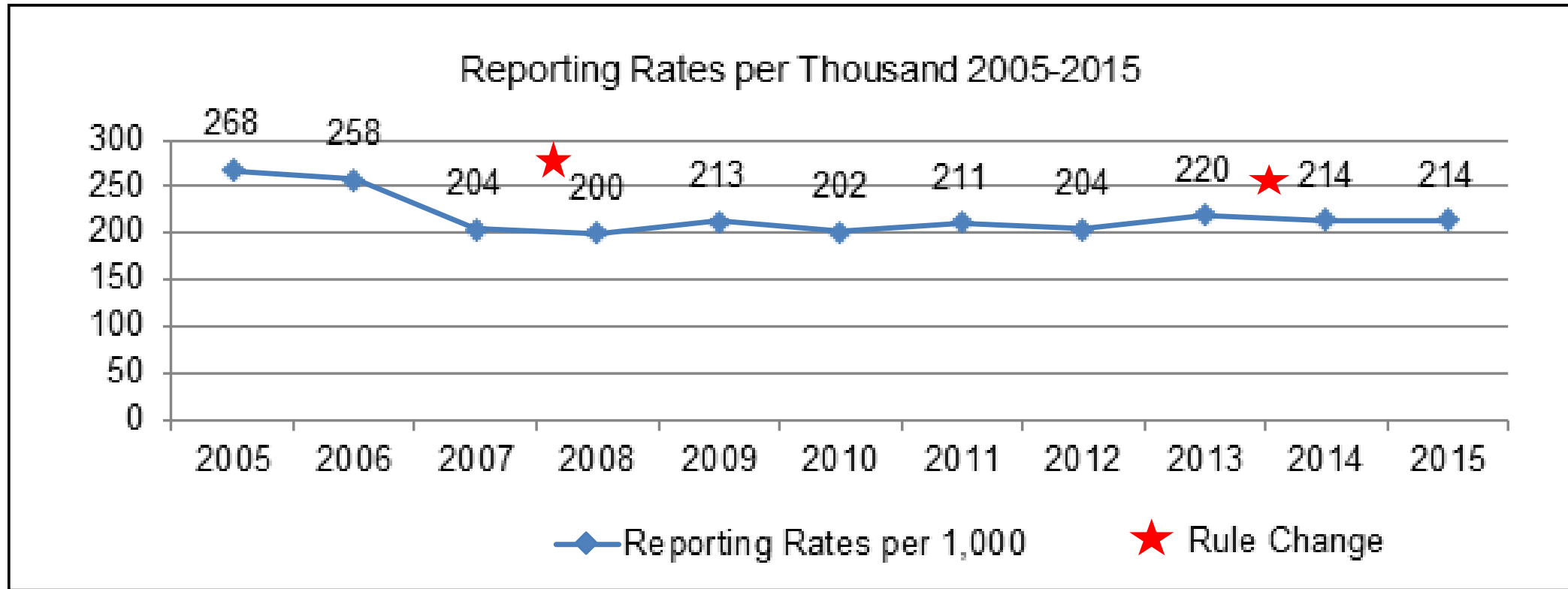
Health & Safety Alerts 1/1/15-12/31/15

- 52-12-15 12/4/2015 Winter Weather
- 35-11-15 11/23/2015 Preventing Pneumonia
- 22-11-15 11/13/2015 Preventing Physical Abuse
- 56-10-15 10/16/15 Sexual Abuse Prevention and Reporting
- 59-09-15 9/2/2015 Oral Medications for those with Dysphagia
- 44-09-15 9/2/2015 Transitions
- 02-05-15 5/11/15 Summer Safety
- 18-04-15 4/8/2015 Choking
- 51-03-15 3/13/2015 Health and Welfare is Priority 1

2015 Reporting Summary

- Total MUI Allegations filed January 1-December 31, 2015 19,875
- Total Individuals Served 92,678
- Statewide Reporting Rate Per Thousand 2015 214.50

Reporting Rates over time



2015 MUIs by count and percentage

| Decided MUIs and Percentage of Total MUIs-2015 | | | |
|------------------------------------------------|-----------|------------|-----------------|
| Decided Incident Category | MUI Count | Total MUIs | % of Total MUIs |
| Unscheduled Hospitalization | 5,016 | 19,875 | 25.24 |
| Unapproved Behavior Support | 2,015 | 19,875 | 10.14 |
| Alleged Neglect | 1,811 | 19,875 | 9.11 |
| Significant Injury | 1,619 | 19,875 | 8.15 |
| Alleged Abuse - PHYSICAL | 1,465 | 19,875 | 7.37 |
| Peer-to-Peer Acts | 1,452 | 19,875 | 7.31 |
| Misappropriation | 1,246 | 19,875 | 6.27 |
| Law Enforcement | 860 | 19,875 | 4.33 |
| Alleged Abuse - VERBAL | 773 | 19,875 | 3.89 |
| Non Accidental/Suspicious Death | 715 | 19,875 | 3.60 |
| Medical Emergency | 703 | 19,875 | 3.54 |
| Missing Individual | 331 | 19,875 | 1.67 |
| Alleged Abuse - SEXUAL | 294 | 19,875 | 1.48 |
| Failure To Report | 182 | 19,875 | 0.92 |
| Attempted Suicide | 123 | 19,875 | 0.62 |
| Exploitation | 117 | 19,875 | 0.59 |
| Rights Code Violation | 71 | 19,875 | 0.36 |
| Accidental/Suspicious Death | 35 | 19,875 | 0.18 |
| Prohibited Sexual Relations | 20 | 19,875 | 0.10 |
| Undecided MUIs as of 2.1.16 | 1,027 | 19,875 | 5.17 |
| Total MUIs Decided 2015 | 19,875 | 19,875 | 100.00 |

MUI Categories and substantiation rates

| Comparison of # MUI & Substantiation in Categories -2015 | | | |
|----------------------------------------------------------|-----------|---------------|-----------------|
| Decided Incident Category Description | MUI Count | Substantiated | % Substantiated |
| Unscheduled Hospitalization | 5,016 | 0 | 0% |
| Unapproved Behavior Support | 2,015 | 0 | 0% |
| Alleged Neglect | 1,811 | 1,208 | 67% |
| Significant Injury | 1,619 | 0 | 0% |
| Alleged Abuse - PHYSICAL | 1,465 | 421 | 29% |
| Peer-to-Peer Acts | 1,452 | 0 | 0% |
| Misappropriation | 1,246 | 813 | 65% |
| Law Enforcement | 860 | 0 | 0% |
| Alleged Abuse - VERBAL | 773 | 324 | 42% |
| Non Accidental/Suspicious Death | 715 | 0 | 0% |
| Medical Emergency | 703 | 0 | 0% |
| Missing Individual | 331 | 0 | 0% |
| Alleged Abuse - SEXUAL | 294 | 69 | 23% |
| Failure To Report | 182 | 137 | 75% |
| Attempted Suicide | 123 | 0 | 0% |
| Exploitation | 117 | 70 | 60% |
| Rights Code Violation | 71 | 38 | 54% |
| Accidental/Suspicious Death | 35 | 0 | 0% |
| Prohibited Sexual Relations | 20 | 6 | 30% |
| Undecided | 1,027 | 1 | 0% |
| Total MUIs Decided 2015 | 19,875 | 4,243 | 21% |

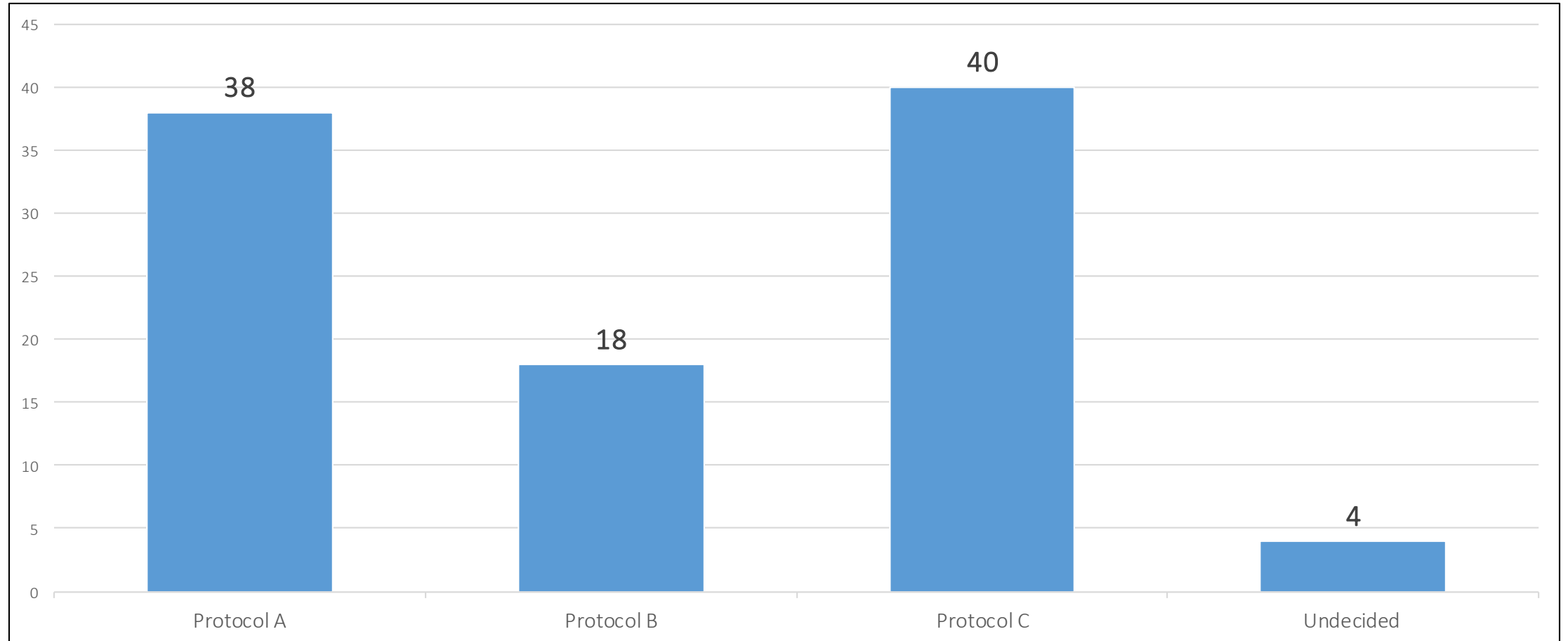
Noted Trends statewide

- There was an 14% increase in the number of unapproved behavior support MUIs filed in 2015 from the previous year. It was anticipated that there would be some increases due to the implementation of the new Behavior Support rule O.A.C. 5123:2-2-06 titled Behavior Support Strategies. The rule emphasizes that restrictive measures are only to be used to keep people safe and that efforts should be directed at creating opportunities for individuals to exercise choice in matters that affect their daily lives. It is believed that as less interventions are being approved, more unapproved behaviors supports would be filed initially.
- Unscheduled Hospitalizations remain the most filed MUI category with 25% of all MUIs filed.
- Choking deaths were down considerably driving down the number of Accidental and Suspicious deaths 39% since 2014.
- The reporting rates for the state remained consistent at 214 MUIs per each thousand person served.

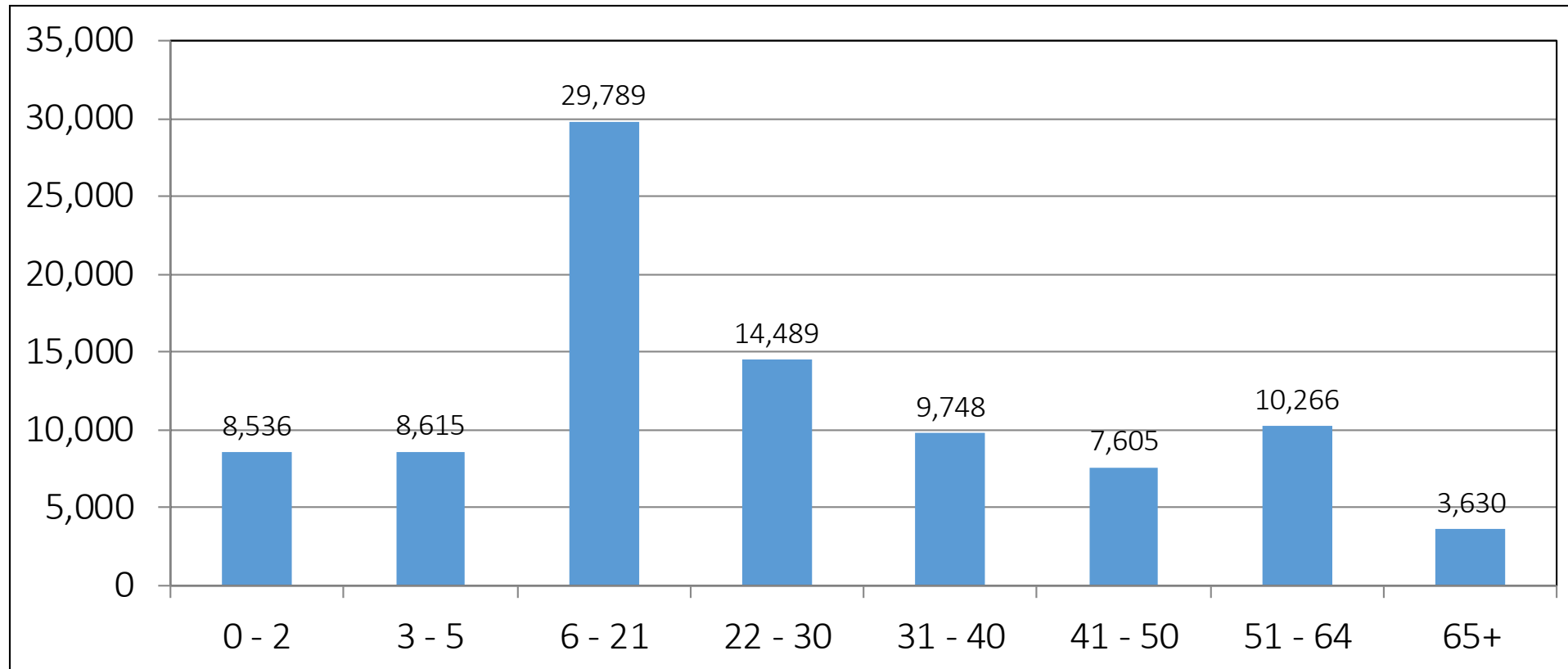
Protocol case break down

| Decided Category Protocol | Decided Incident Category Description | MUI Count |
|---------------------------|---------------------------------------|-----------|
| Appendix A | Accidental/Suspicious Death | 35 |
| | Alleged Abuse - PHYSICAL | 1,465 |
| | Alleged Abuse - SEXUAL | 294 |
| | Alleged Abuse - VERBAL | 773 |
| | Alleged Neglect | 1,811 |
| | Exploitation | 117 |
| | Failure To Report | 182 |
| | Misappropriation | 1,246 |
| | Peer-to-Peer Acts | 1,452 |
| | Prohibited Sexual Relations | 20 |
| | Rights Code Violation | 71 |
| Appendix A | | 7,466 |
| Appendix B | Attempted Suicide | 123 |
| | Medical Emergency | 703 |
| | Missing Individual | 331 |
| | Non Accidental/Suspicious Death | 715 |
| | Significant Injury | 1,619 |
| Appendix B | | 3,491 |
| Appendix C | Law Enforcement | 860 |
| | Unapproved Behavior Support | 2,015 |
| | Unscheduled Hospitalization | 5,016 |
| Appendix C | | 7,891 |
| Undecided | | 1,027 |
| Total | | 19,875 |

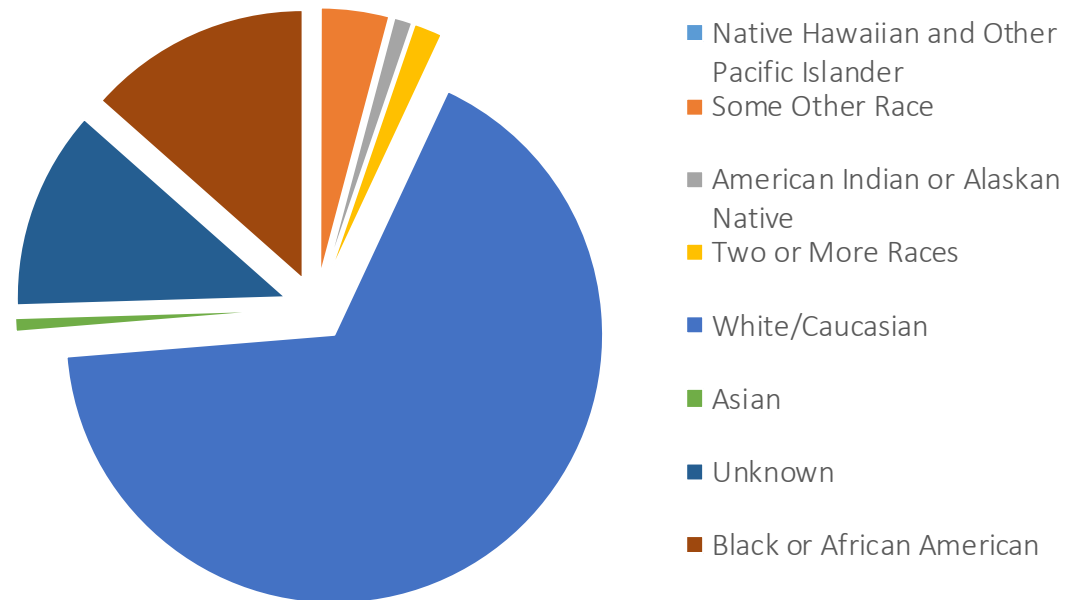
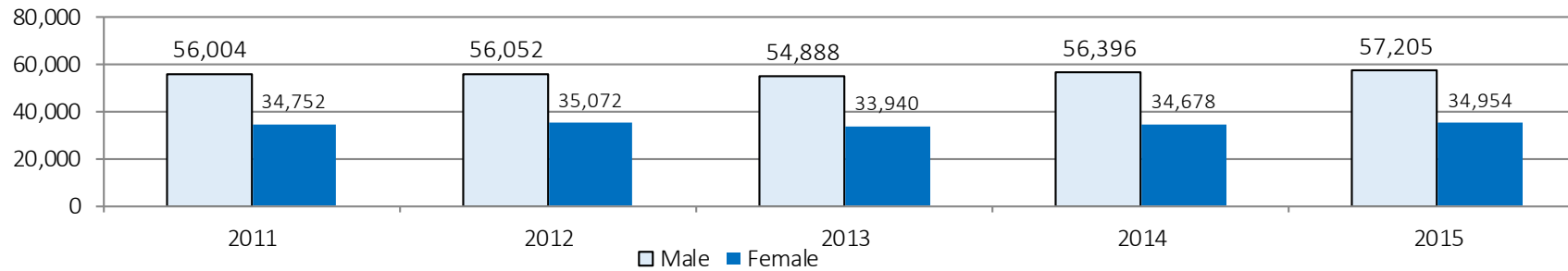
Percentage of cases by protocol type



92,672 Individuals Served in 2015



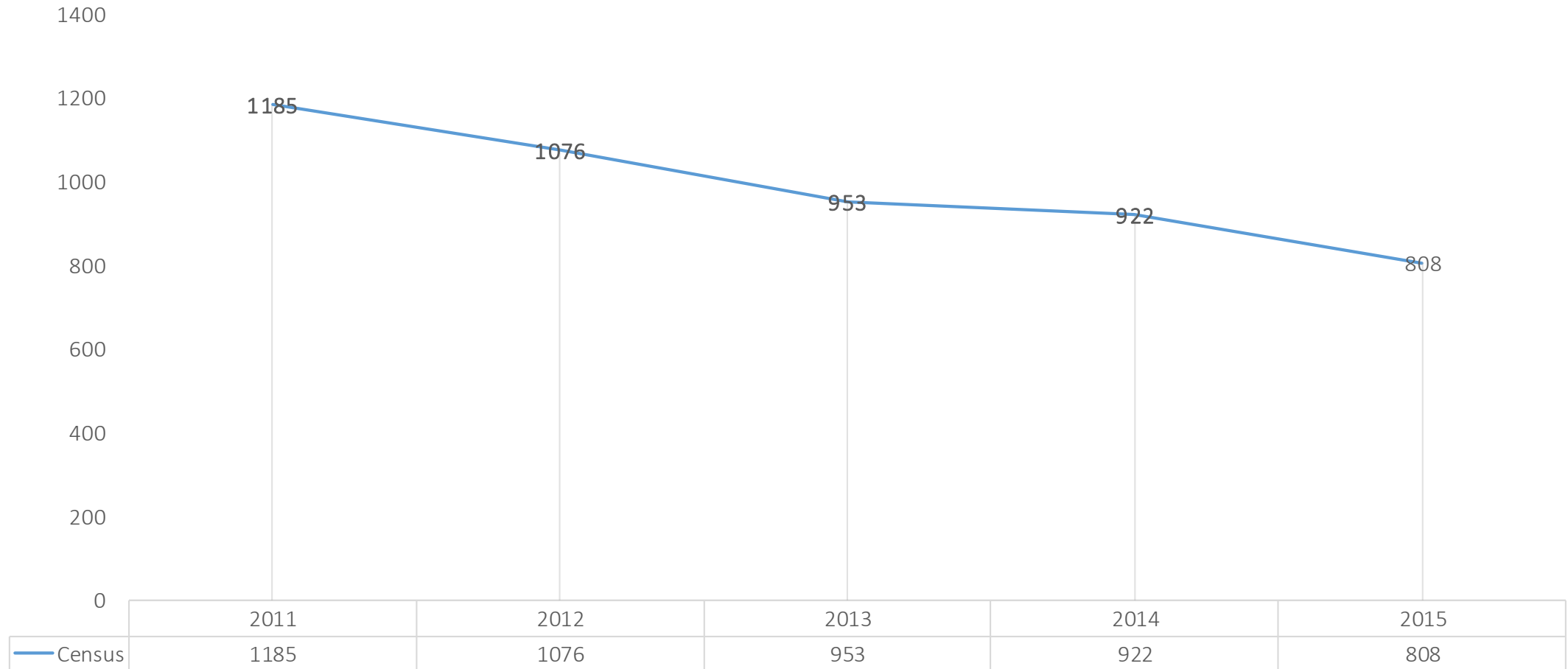
Individuals served in 2015



Living arrangement comparison

| Type of living arrangement | 2014 | 2015 |
|-------------------------------|--------|--------|
| Housing Board Home | 1,484 | 1,536 |
| Missing | 4 | 4 |
| Child Foster Care | 1,230 | 1,176 |
| Criminal Justice Facility | 45 | 40 |
| Developmental Center | 922 | 808 |
| Nursing Home | 908 | 775 |
| Parent/Relative Home | 64,976 | 65,361 |
| Unknown | 1,267 | 2,439 |
| HUD Project Facility | 266 | 283 |
| ICF-IID | 3,441 | 3,795 |
| Other Licensed Facility | 269 | 181 |
| Adult Foster Care – IO Waiver | 873 | 919 |
| Community Living | 13,115 | 13,081 |
| Non-ICF Licensed Facility | 2,160 | 2,085 |
| Other | 41 | 383 |
| Temporary Living Arrangement | 73 | 69 |

Developmental Center Census 2011-2015



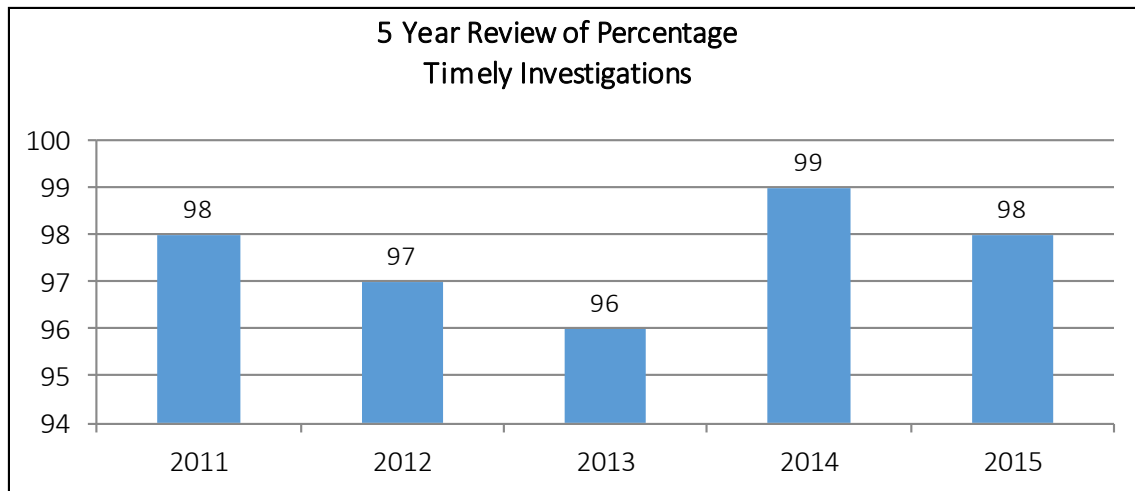
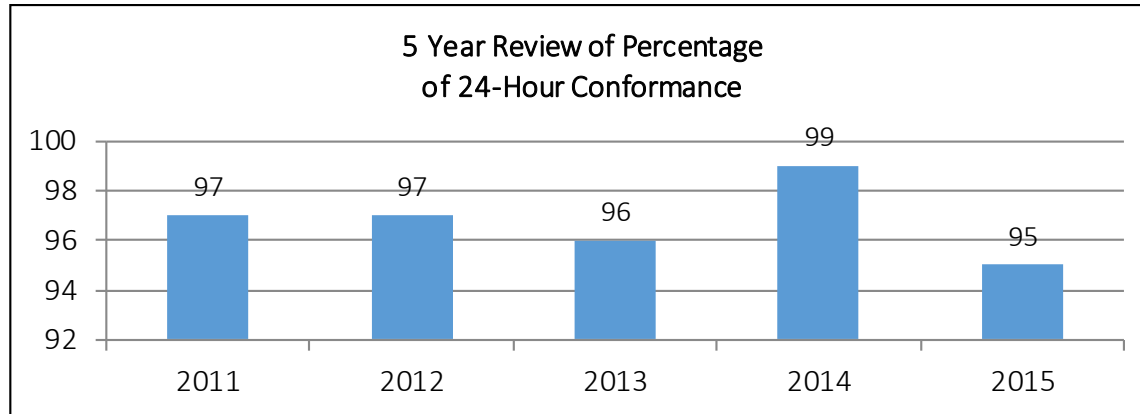
Developmental Center Capacity

| | Total Licensed and Certified Beds (Updated 4/14/15) | State Funded Filled Beds | Court Ordered (State Funded Filled Beds) | | | | CB Funded Filled Beds (33%) | CB Funded Filled Beds (100%) | Current Total Census |
|-----------------|-----------------------------------------------------------|-----------------------------|------------------------------------------|-----|------------|------------------|--------------------------------|---------------------------------|-------------------------|
| | | | Civil | CCJ | Competency | No Reimbursement | | | |
| Cambridge | 99 | 57 | 1 | 6 | 1 | 1 | 16 | 0 | 82 |
| Columbus | 114 | 70 | 3 | 7 | 3 | 0 | 16 | 0 | 99 |
| Gallipolis | 85 | 50 | 3 | 2 | 0 | 0 | 6 | 0 | 61 |
| Montgomery | 88 | 56 | 5 | 0 | 0 | 0 | 3 | 0 | 64 |
| Mount Vernon | 105 | 88 | 0 | 0 | 0 | 0 | 3 | 0 | 91 |
| Northwest | 102 | 67 | 1 | 4 | 0 | 0 | 8 | 0 | 80 |
| Southwest | 112 | 51 | 3 | 7 | 2 | 0 | 32 | 1 | 96 |
| Tiffin | 105 | 85 | 0 | 0 | 0 | 0 | 13 | 0 | 98 |
| Warrensville | 100 | 51 | 4 | 18 | 1 | 0 | 15 | 0 | 89 |
| Youngstown | 83 | 48 | 0 | 0 | 0 | 0 | 0 | 0 | 48 |
| | 993 | | 20 | 44 | 7 | 1 | | | |
| Category Totals | | 623 | 72 | | | | 112 | 1 | |
| | | 695 | | | | 113 | | 808 | |

Reporting Rates over time

| Year | Rates per 1,000 | MUI Filed | # Served |
|------|-----------------|-----------|----------|
| 2005 | 268 | 19,973 | 74,452 |
| 2006 | 258 | 19,935 | 77,399 |
| 2007 | 204 | 16,247 | 79,583 |
| 2008 | 200 | 19,266 | 81,284 |
| 2009 | 213 | 17,244 | 81,022 |
| 2010 | 202 | 17,703 | 87,458 |
| 2011 | 211 | 19,078 | 90,237 |
| 2012 | 204 | 18,865 | 91,652 |
| 2013 | 220 | 19,637 | 88,894 |
| 2014 | 214 | 19,545 | 91,074 |
| 2015 | 214 | 19,875 | 92,678 |

Investigative Measures



2015 24-Hour Conformance

- Number of Timely Reports -18,981
- Total Number of Reports-19,929
- % of Timely Reports-95%

2015 Timely Investigations

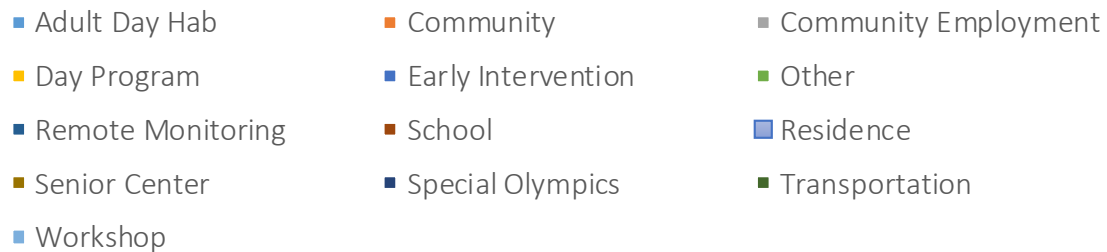
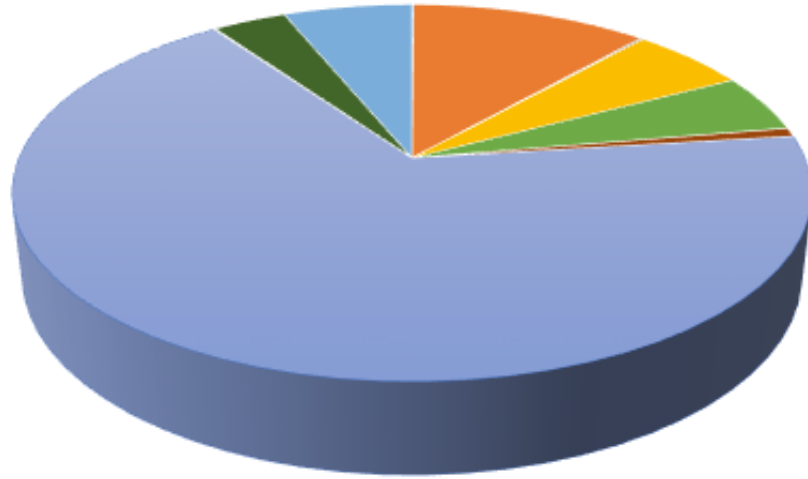
- Number of Timely Reports-18,981
- Total Number of Reports-19,929
- % of Timely Reports-98%

Review of 2015 Reporting rates for County Boards of DD and DC Please see handouts

Locations of MUIs 2015

| | | |
|-------------------------------------|-----------------------------------|---------------|
| Non-County Operated Program | Adult Day Care | 15 |
| | Community | 2,275 |
| | Day Program | 1,076 |
| | Other | 853 |
| | Remote Monitoring | 6 |
| | Residence | 12,224 |
| | Senior Program | 6 |
| | Special Olympics | 11 |
| | Transportation/Bus/Van/Automobile | 529 |
| | Workshop | 420 |
| | Subtotal | 17,415 |
| County Operated DODD Program | Community Employment | 27 |
| | Early Intervention | 1 |
| | Other | 55 |
| | Residence | 231 |
| | School | 145 |
| | Special Olympics | 11 |
| | Transportation/Bus/Van/Automobile | 150 |
| | Workshop | 817 |
| | Subtotal | 1,437 |
| State Operated Developmental Center | Day Program (non-County Operated) | 47 |
| | Other | 79 |
| | Residence | 872 |
| | Transportation/Bus/Van/Automobile | 25 |
| | Subtotal | 1,023 |
| Total | | 19,875 |

Locations of MUIs 2015



| Location (all provider types) | Count |
|--------------------------------|--------|
| Early Intervention | 1 |
| Remote Monitoring | 6 |
| Senior Center | 6 |
| Special Olympics | 11 |
| Adult Day Hab | 15 |
| Community Employment | 27 |
| School | 145 |
| Transportation (car, van, bus) | 704 |
| Other | 987 |
| Day Program | 1,123 |
| Work | 1,237 |
| Community | 2,275 |
| Residence | 13,327 |

Individuals with noted dime trends-2015

Individuals, providers, county board/dc, categories were reviewed and discussed with Regional Managers

- 87 individuals had 10 or more MUIs in 2015 for a total of 1,204 MUIs which equates to around 14 MUIs per person.
- Individuals aged 17-25 have the most MUIs
- Categories-many missing, unscheduled hospitalizations and unapproved behavior support MUIs
- Large agency providers (NECCO, ResCare, ViaQuest and REM) and DCs were noted to serve individuals with high number of MUIs/high needs
- There was a trend of many of the individuals having multiple residential providers during the span of the year

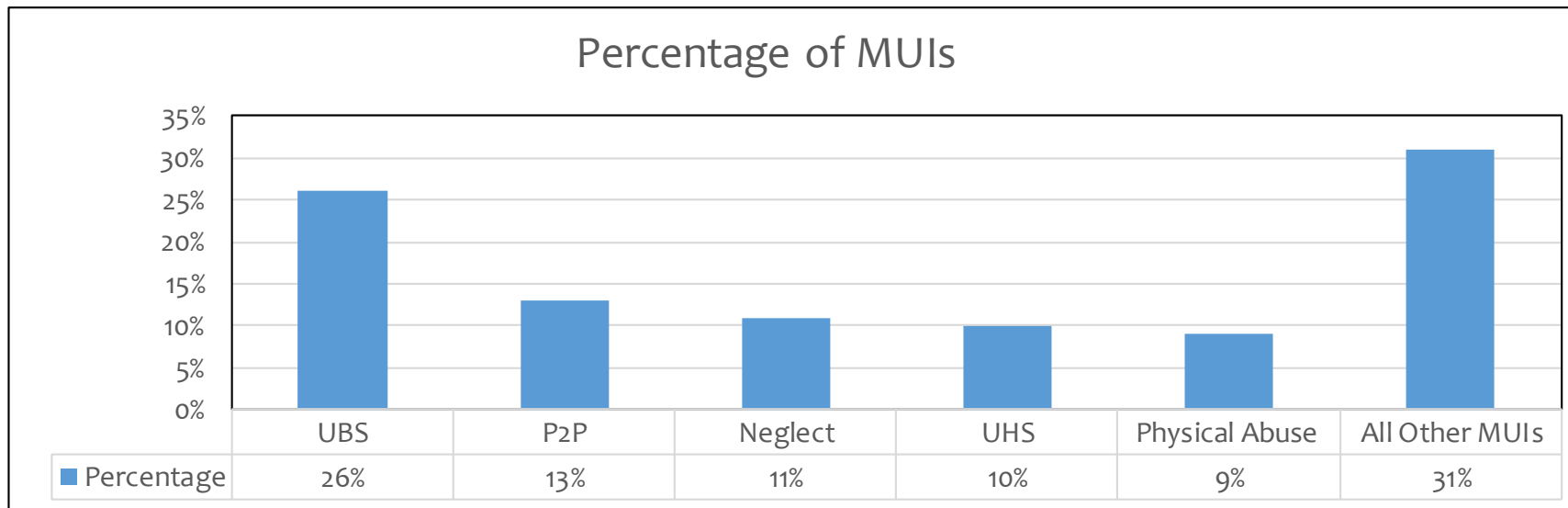
Individuals with noted nickel trends-2015

Individuals, providers, county board/dc, categories were reviewed and discussed with Regional Managers

- 139 individuals with 5-9 MUIs in 2015
- 139 individual=806 MUIs which equates to around 6MUIs per person
- Individuals aged 17-25 have the most MUIs
- Categories-many missing, peer to peer unscheduled hospitalizations and unapproved behavior support MUIs

MUI Rates for individuals with Autism

- 1,286 individuals with autism had at least one MUI in 2015.
- This group had 2,656 MUIs in 2015
- Highest category was unapproved behavior supports



MUI Rates for individuals with Autism

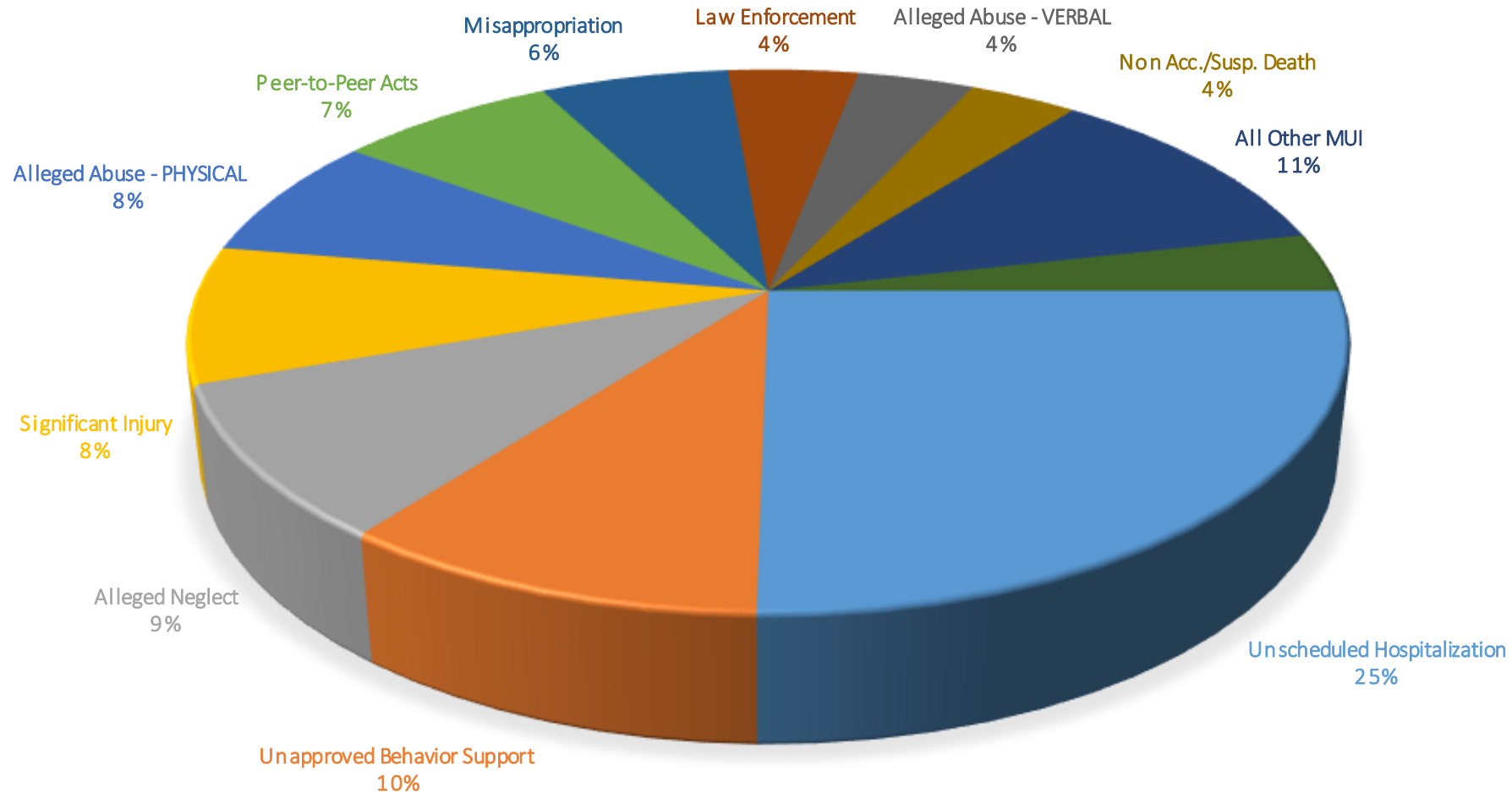
2015 Accidental Death drill down:

- Of the 5 deaths, the average age of person was 33.2 years
- All accidental deaths were of males
- The causes/age of impacted individuals were:
Suicide-21 years
Choking-34 years
Hypothermia-25 years
Heart attack following drug toxicity-25 years
Ethylene Glycol Toxicity-61 years old

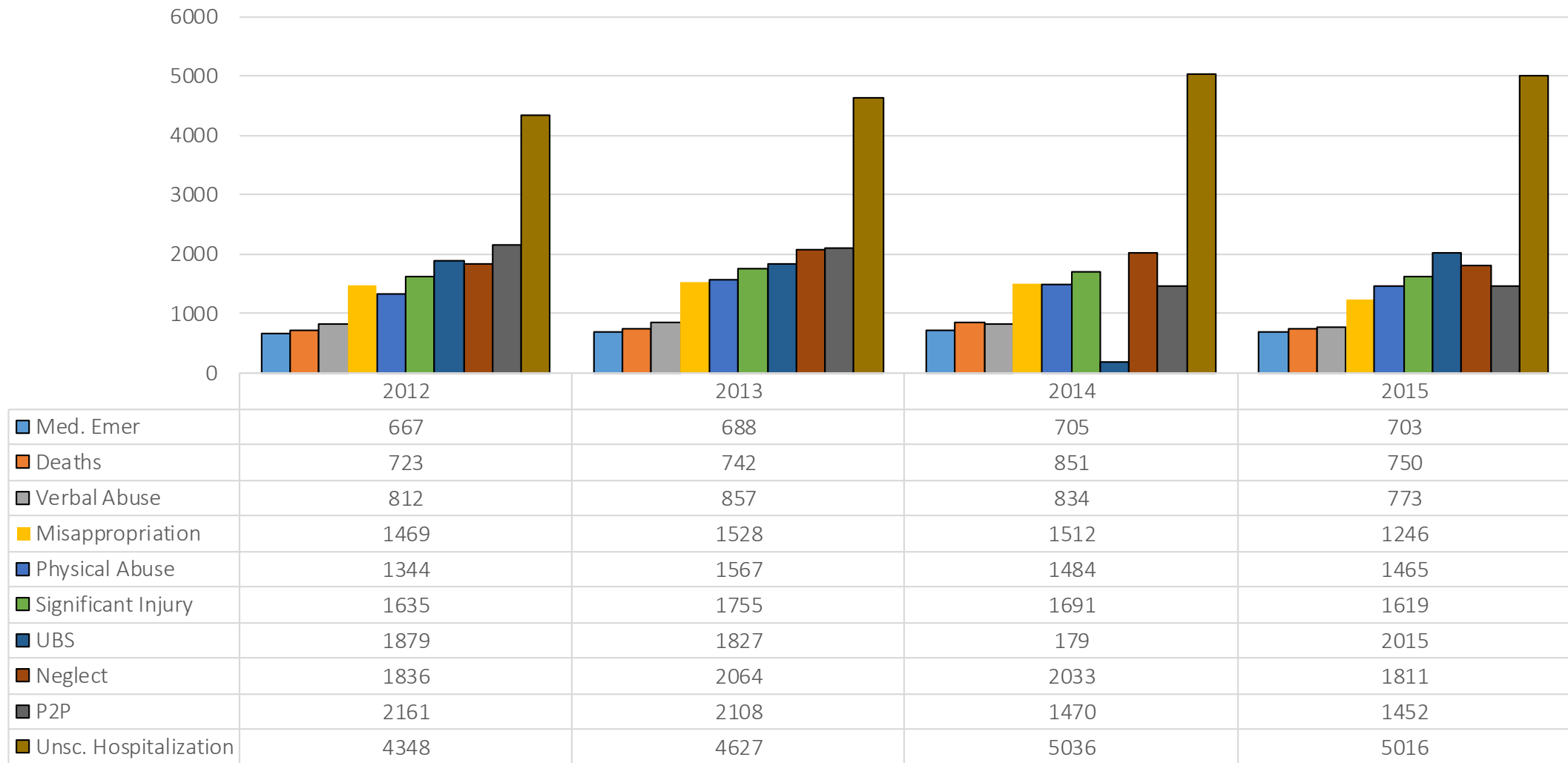
Above cases were reported to Coroner, an autopsy was completed, reviewed by Dept. physicians, Mortality Committee

| Decided Category-2015 | MUI Counts |
|---------------------------------|--------------|
| Unapproved Behavior Support | 699 |
| Peer-to-Peer Acts | 353 |
| Alleged Neglect | 295 |
| Unscheduled Hospitalization | 260 |
| Alleged Abuse - PHYSICAL | 236 |
| Undecided MUIs | 155 |
| Misappropriation | 127 |
| Significant Injury | 108 |
| Law Enforcement | 105 |
| Alleged Abuse - VERBAL | 92 |
| Missing Individual | 51 |
| Medical Emergency | 49 |
| Failure To Report | 38 |
| Alleged Abuse - SEXUAL | 27 |
| Non Accidental/Suspicious Death | 22 |
| Rights Code Violation | 13 |
| Attempted Suicide | 12 |
| Exploitation | 8 |
| Accidental/Suspicious Death | 5 |
| Prohibited Sexual Relations | 1 |
| Grand Total | 2,656 |

Top 10 MUI Categories 2015



Top Ten MUIs over time



Primary Person Involved (PPI)

| Substantiated MUI Categories 2015-Primary Person Involved (PPI)-Statewide | | | | | | | | | | | | | | | | | | |
|---------------------------------------------------------------------------|----------------|-----|--------------|-----|--------------|-----|---------|-----|------------------|-----|-----------------------|-----|--------------|-----|-------------------|------|-------------------|------|
| PPI Type | Physical Abuse | | Sexual Abuse | | Verbal Abuse | | Neglect | | Misappropriation | | Rights Code Violation | | Exploitation | | Prohibited Sexual | | Failure to Report | |
| | Sub # | % | Sub # | % | Sub # | % | Sub # | % | Sub # | % | Sub # | % | Sub # | % | Sub # | % | Sub # | % |
| Family | 96 | 23% | 19 | 28% | 44 | 14% | 114 | 9% | 65 | 8% | 1 | 2% | 11 | 16% | NA | NA | NA | NA |
| | | | | | | | | | | | | | | | | | | |
| Guardian | 5 | 1% | 0 | 0% | 0 | 0% | 15 | 1% | 12 | 1% | 0 | 0% | 2 | 3% | NA | NA | NA | NA |
| | | | | | | | | | | | | | | | | | | |
| *Other | 122 | 29% | 40 | 58% | 72 | 22% | 92 | 8% | 72 | 9% | 4 | 11% | 22 | 31% | NA | NA | NA | NA |
| | | | | | | | | | | | | | | | | | | |
| Payee | 1 | 0% | 0 | 0% | 0 | 0% | 0 | 0% | 14 | 2% | 0 | 0% | 0 | 0% | NA | NA | NA | NA |
| | | | | | | | | | | | | | | | | | | |
| Staff | 138 | 33% | 3 | 4% | 192 | 59% | 976 | 81% | 168 | 21% | 33 | 87% | 15 | 21% | 6 | 100% | 137 | 100% |
| | | | | | | | | | | | | | | | | | | |
| Unknown | 59 | 14% | 7 | 10% | 16 | 5% | 11 | 1% | 482 | 59% | 0 | 0% | 20 | 29% | NA | NA | NA | NA |
| | | | | | | | | | | | | | | | | | | |
| Total Allegations | 1465 | | 294 | | 773 | | 1,811 | | 1,246 | | 71 | | 117 | | 20 | | 182 | |
| Total Substantiated | 421 | | 69 | | 324 | | 1,208 | | 813 | | 38 | | 70 | | 6 | | 137 | |
| Percentage Substantiated | 29% | | 23% | | 42% | | 67% | | 65% | | 54% | | 60% | | 30% | | 75% | |
| *Other includes boyfriends, girlfriends, neighbors and friends. | | | | | | | | | | | | | | | | | | |
| Indiv iduals served = 92,678 | | | | | | | | | | | | | | | | | | |
| Data 2-1-16 | | | | | | | | | | | | | | | | | | |
| DODD | | | | | | | | | | | | | | | | | | |

Breakdown by category type

2015 Physical abuse break down

Physical Abuse is physical force that can reasonably be expected to result in harm

Break down by PPI Type is as follows:

Family- 96 (23%)

Employees -138 (33%)

Others*- 122 (29%)

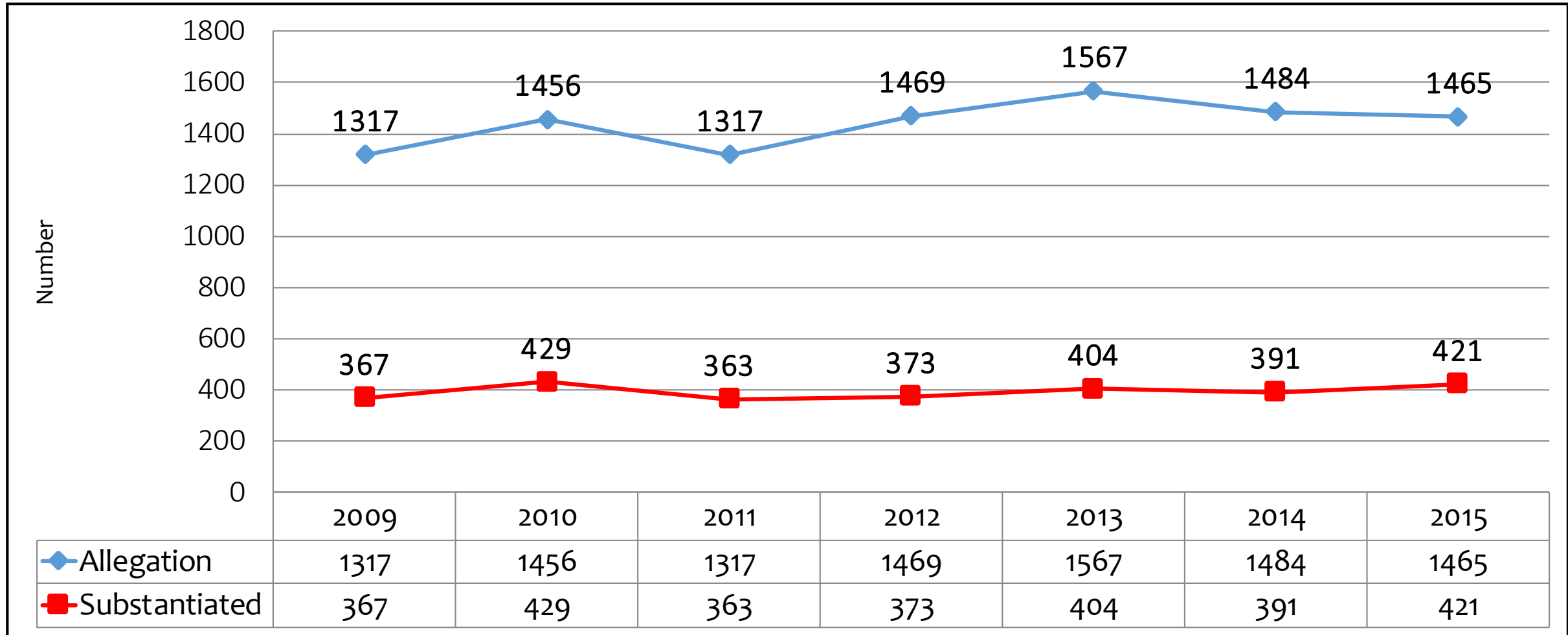
Guardian- 5 (1%)

Payee-1 (less than 1%)

Unknown- 59 (14%)

* Other includes friends, neighbors and acquaintances.

Physical abuse over time



2015 Verbal abuse break down

Verbal abuse means the use of words, gestures, or other communicative means to threaten, coerce, intimidate, harass or humiliate an individual.

Break down by PPI Type is as follows:

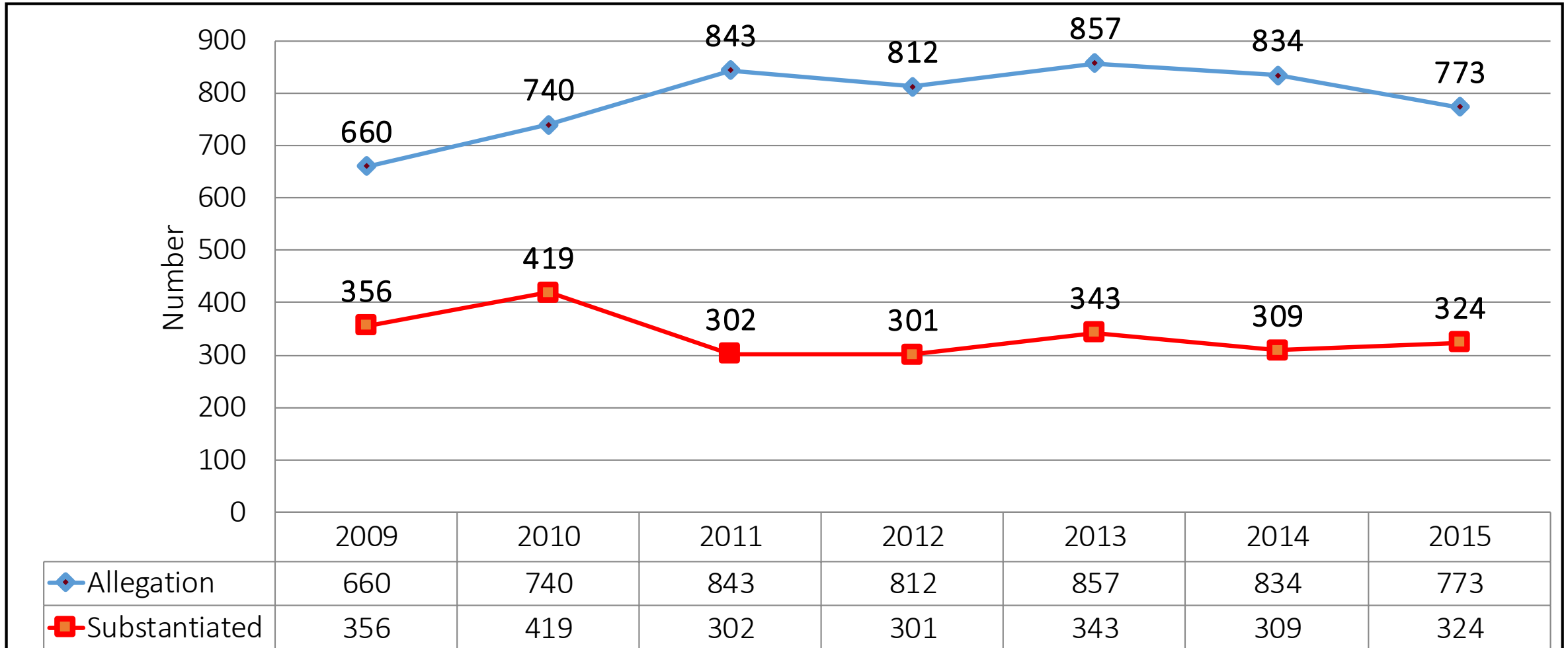
Employees-192 (59%)

Others-72 (22%)

Family-44 (14%)

Unknown-16 (5%)

Verbal abuse over time



Sexual abuse

Sexual abuse is the

- Unlawful sexual contact
- Unlawful sexual conduct
- Public indecency, voyeurism, importuning, etc.

Examples:

- Contact involves touching of an erogenous zone of another, including without limitation the thigh, genitals, buttock, pubic region, or, if the person is a female, a breast, for the purpose of sexually arousing or gratifying either person. Conduct includes oral sex or penetration including digital or with objects.

Sexual Abuse Trends 2015

294 Sexual Abuse reports were made and 69 were substantiated (23%).

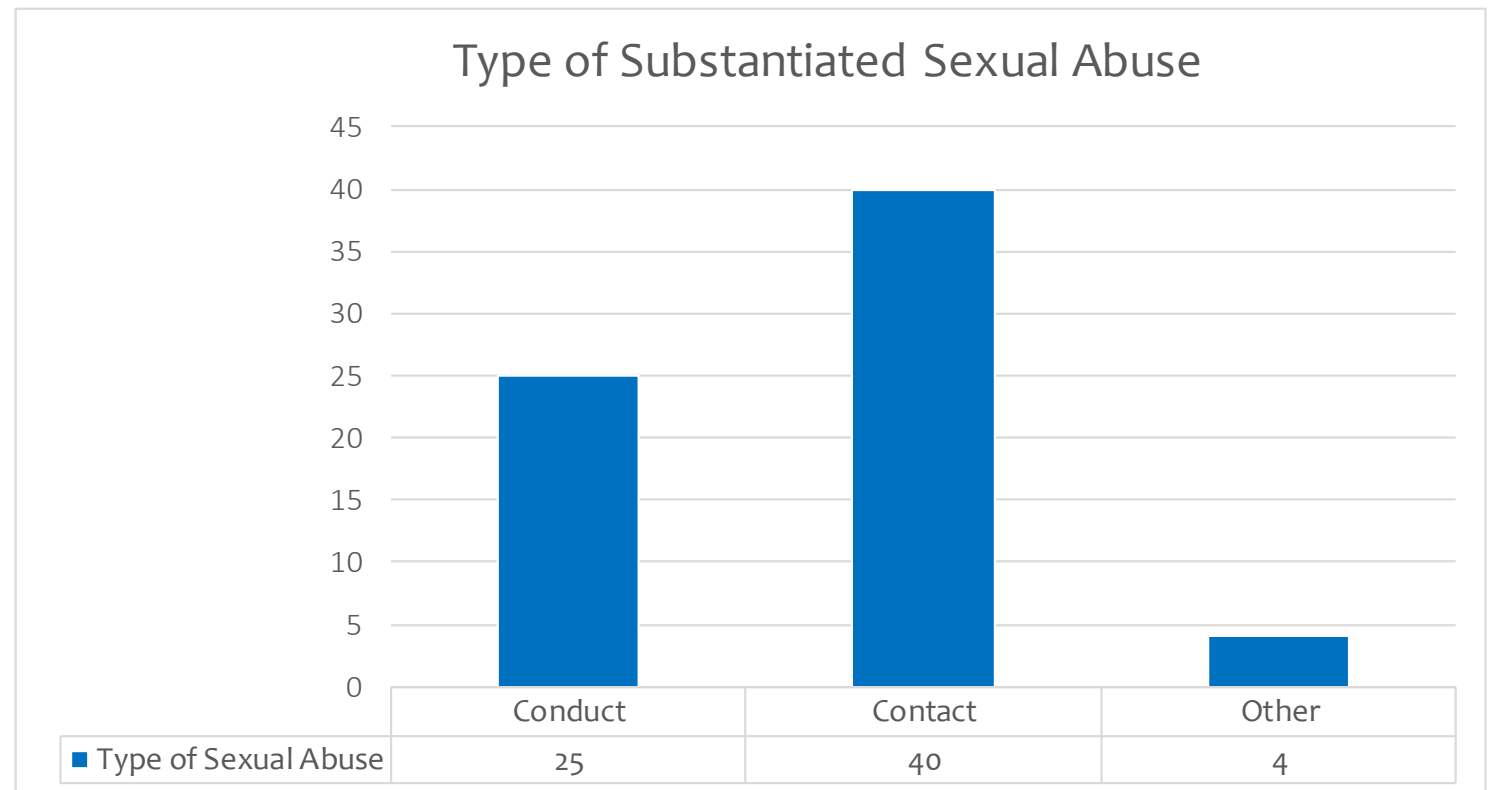
Break down by PPI:

Others-40 (58%)

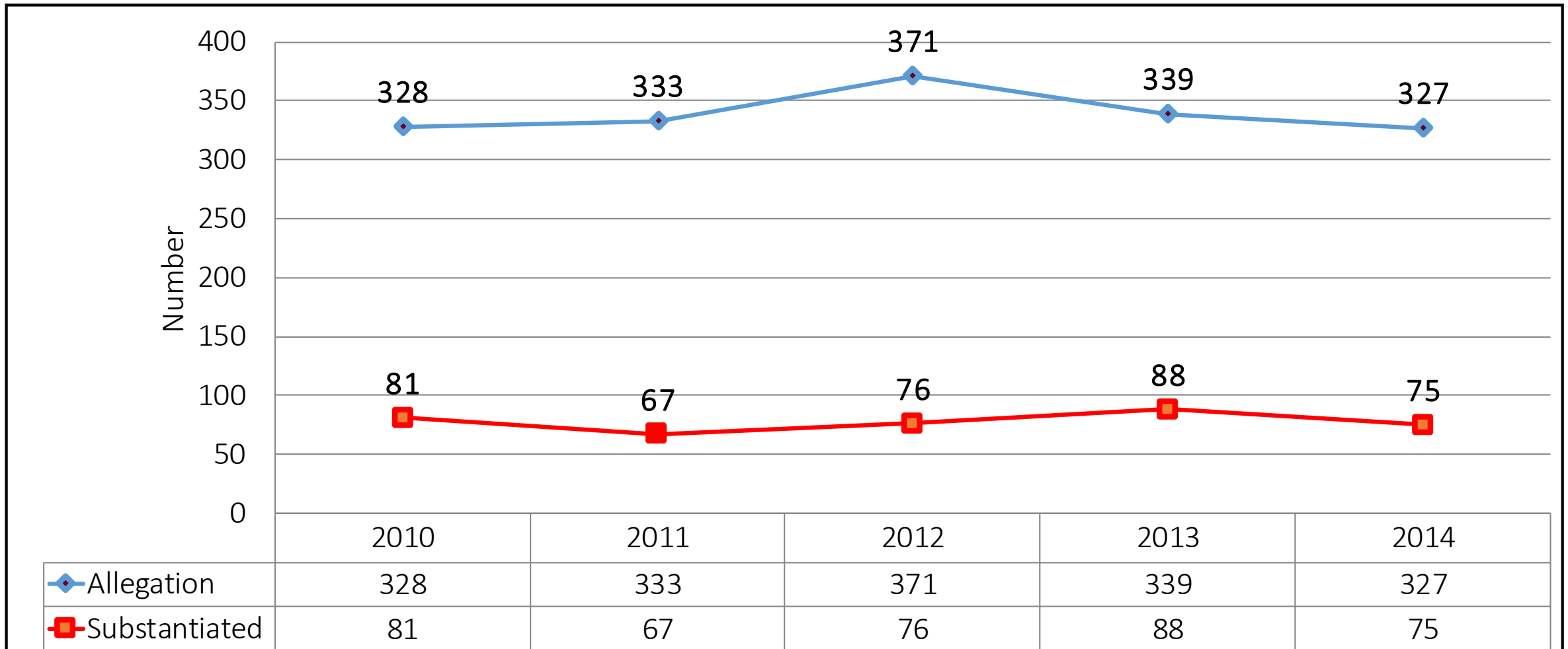
Family-19 (28%)

Unknown-7 (10%)

Employees-3 (4%)



Sexual abuse over time



Neglect

- A duty
- Failing to provide treatment, care, goods, supervision or services
- Necessary to maintain the health or welfare of the individual

What is Reasonable Risk? Harm more likely than not could occur

Examples: Not ensuring that someone was there to receive person when you dropped off from school/work, not securing the tie downs on van, giving someone the wrong diet.

Neglect Trends 2015

1,811 Allegations and 1,208 Substantiated Cases (67%).

Break down by PPI:

Employees-976 (81%)

Others-92 (8%)

Family-114 (9%)

Guardian-15 (1%)

Unknown-11(1%)

Neglect

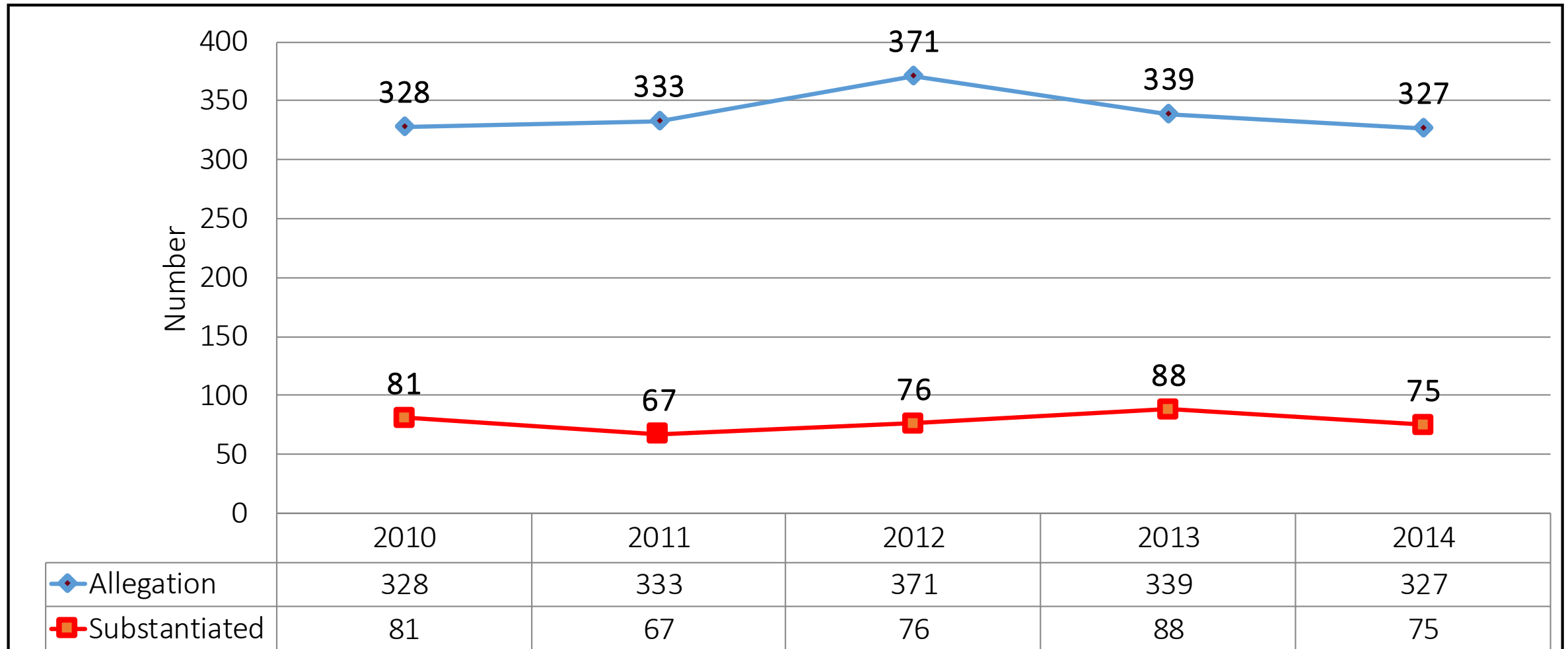
- Failing to provide supervision made up **63%** of all substantiated neglect cases.
- Failing to provide treatment was **37%** of all substantiated 2015 cases.

Systems Neglect?

When an individual is neglected and the neglect is not the result of a particular person/people, a system neglect is identified. A systems issue is a process that involves multiple components playing a role in the neglect.

Systems neglects account for about 6% of all substantiated neglects.

Neglect over time



Misappropriation

Misappropriation is

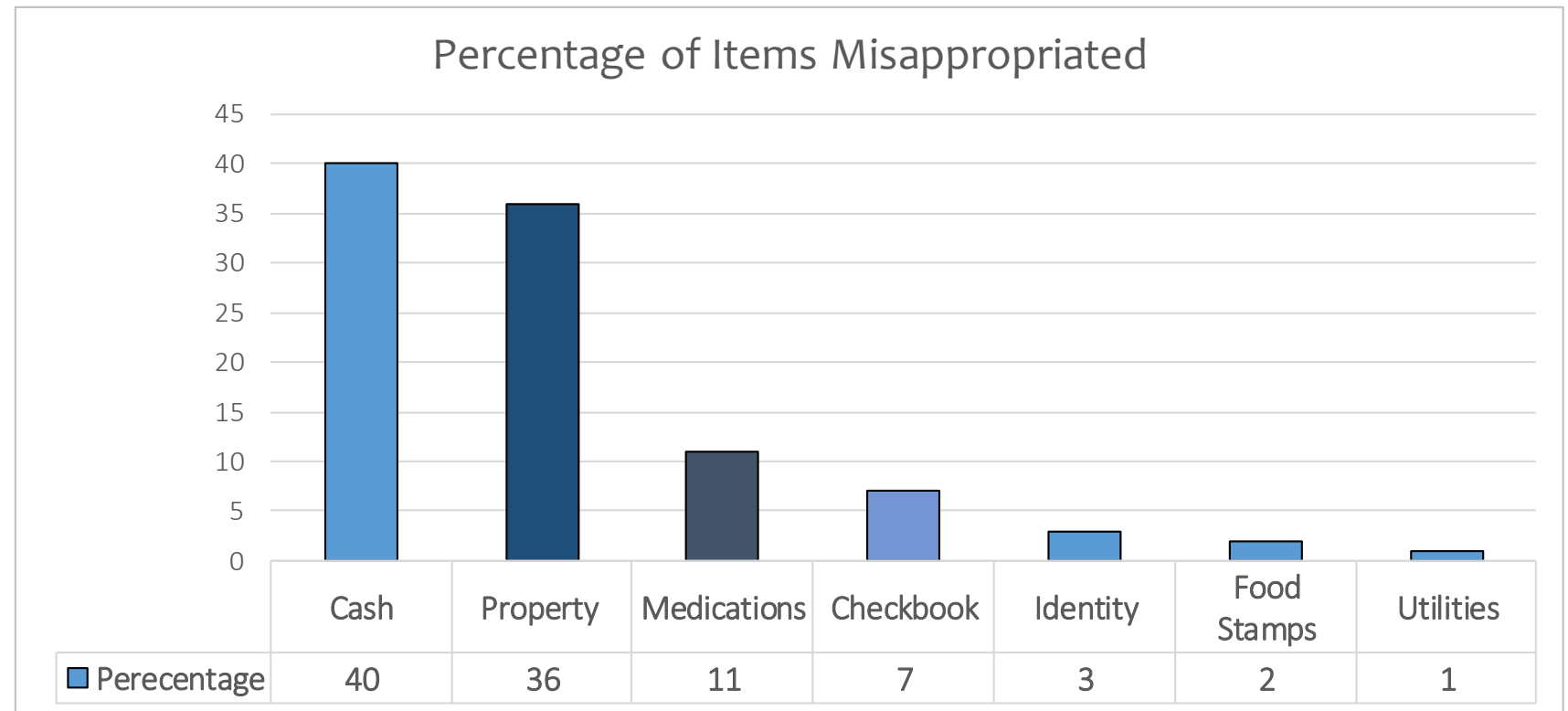
- With intent
- Deprive, defraud, or otherwise obtain real or personal property
- As prohibited in Ohio Revised Code 2911 and 2913

Examples: Using someone's credit card, taking a person's Ipad, "borrowing" someone's money and paying it back on Friday, withdrawing cash from their personal funds without their knowledge/permission.

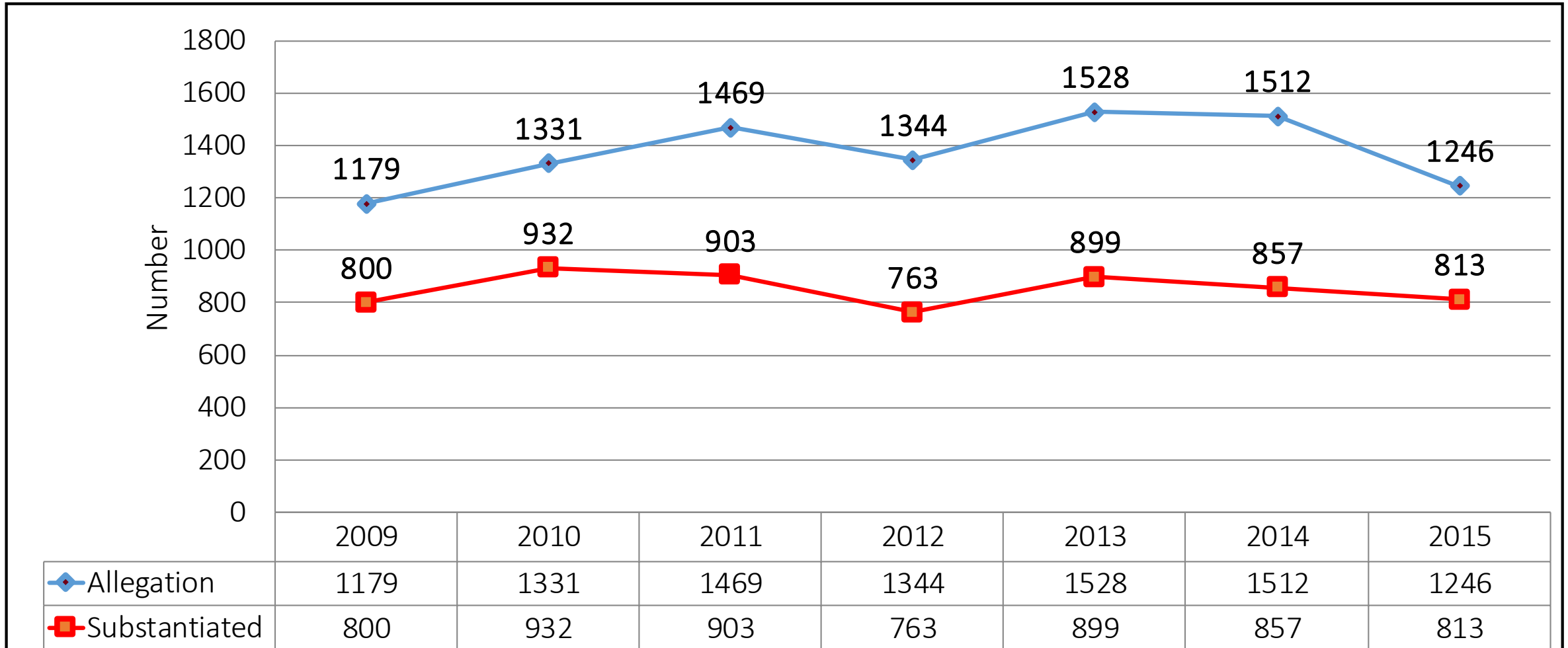
Misappropriation trends 2015

1,246 Allegations were reported and 813 were substantiated (65%).

Break down by PPI:
Unknown-482 (59%)
Employees-168 (21%)
Guardian-12 (1%)
Others-72 (9%)
Family-65 (8%)
Payee-14 (2%)



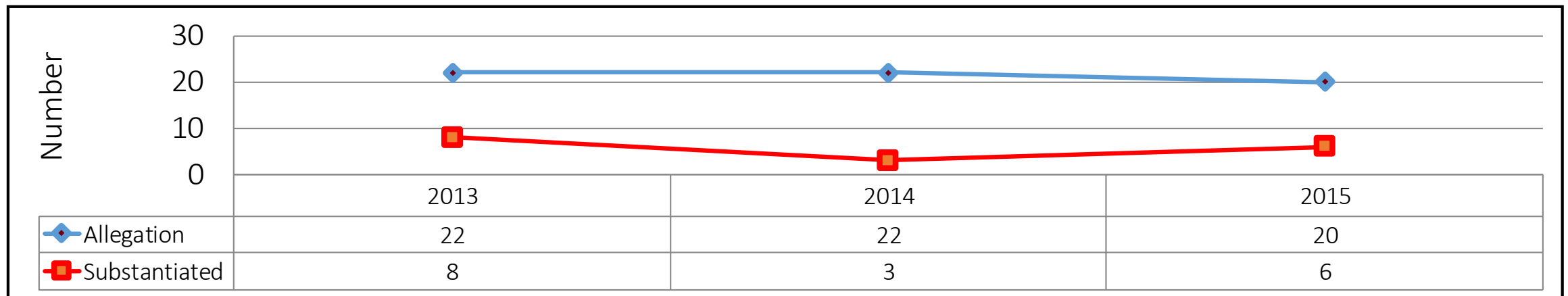
Misappropriation over time



Prohibited Sexual Relations

- Developmental Disabilities employee
- Consensual sexual conduct or contact
- With an individual who is not their spouse
- Employed or under contract to provide care to the individual at the time of the incident
- Anyone in the Developmental Disabilities employee's supervisory chain of command

20 Allegations and 6 Substantiated Cases (30%) in 2015



Exploitation

- Unlawful or improper or
- Using Individual's resources for personal benefit, profit, or gain

Examples: Selling raffle tickets to individuals for your daughter's sports team, having the individual buy home party items so you can get free stuff, having an individual clean your house, having the individual buy a fax machine for you to use at their home for your business.

In 2015, there were 117 allegations of Exploitation reported. 70 (60%) of those reports were substantiated.

Failure to Report-2015

- Developmental Disabilities employee unreasonably failed to report Abuse or Neglect
- Knew or should have known
- Failure would result in a substantial risk of harm

In 2015, there were 182 allegations of Failure to Report reported. 137 (75%) of those reports were substantiated.

Due to the definition, staff was the PPI 100% of all substantiated cases.

Law Enforcement

Individual is:

Charged (C)

Incarcerated (I)

Arrested (A)

*added tased even if individual is not arrested

In 2015, there were 860 MUIs filed for Law Enforcement events with individuals served.

Attempted Suicide

Physical attempt that:

- Results in ER treatment or
 - Inpatient observation or
 - Hospital admission
-
- There were 123 attempted suicides reported resulting in 2 deaths.
 - Previous year there were no deaths

Missing Individual

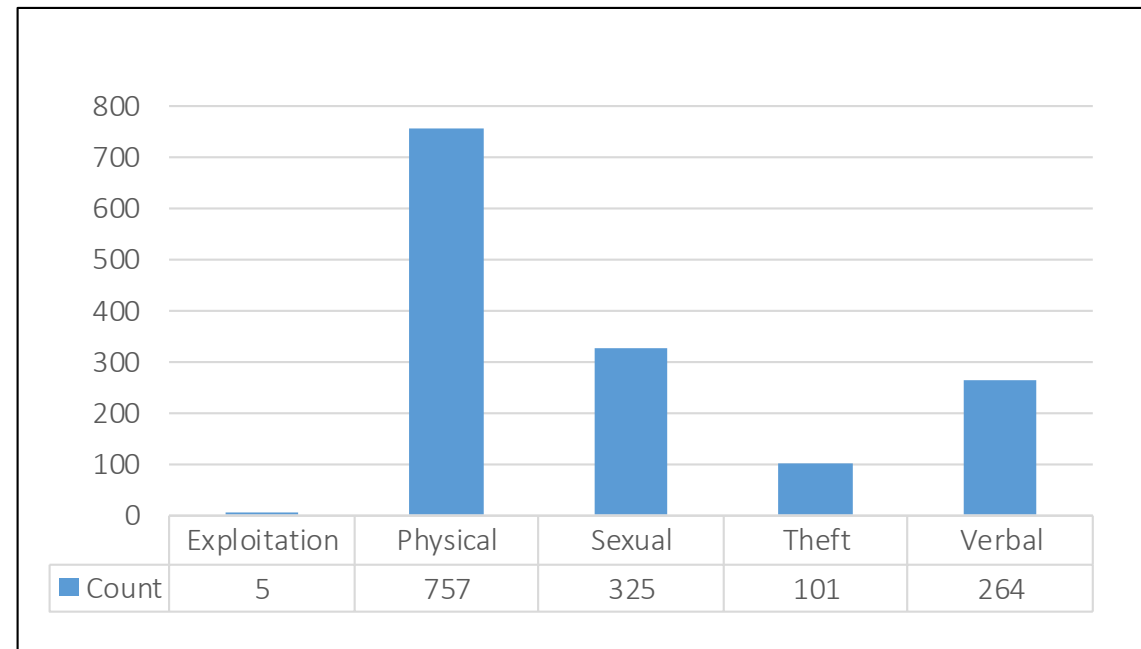
An incident that is not considered neglect and an individual's whereabouts, after immediate measures taken, are unknown and the individual is believed to be at or pose an **imminent risk of harm to self or others**. An incident when an individual's whereabouts are unknown for longer than the period of time specified in the individual's service plan that does not result in imminent risk of harm to self or others shall be investigated as an unusual incident.

In 2015, there were 331 MUIs filed for Missing Individuals which was a 13% decrease from 2014.

2015 Peer to Peer Acts

Peer-to-peer act. "Peer-to-peer act" means one of the following incidents involving two individuals served:

- Exploitation
- Theft
- Physical Act
- Sexual Act
- Verbal Act



In 2015, there were 1,452 MUIs filed for Peer to Peer Acts.

Peer to Peer Act Definitions

Physical Act that occurs when an individual is targeting, or firmly fixed on another individual such that the act is not accidental or random and the act results in an injury that is treated by a physician, physician assistant, or nurse practitioner. Allegations of one individual choking another or any head or neck injuries such as a bloody nose, a bloody lip, a black eye, or other injury to the eye, shall be considered major unusual incidents.

Minor injuries such as scratches or reddened areas not involving the head or neck shall be considered unusual incidents and shall require immediate action, a review to uncover possible cause/contributing factors, and prevention measures.

Examples: Black eye (firmly fixed), choking peer, bloody nose (firmly fixed), or any injury from P2P physical act that results in treatment by a physician, physician's assistant, nurse practitioner or dentist.

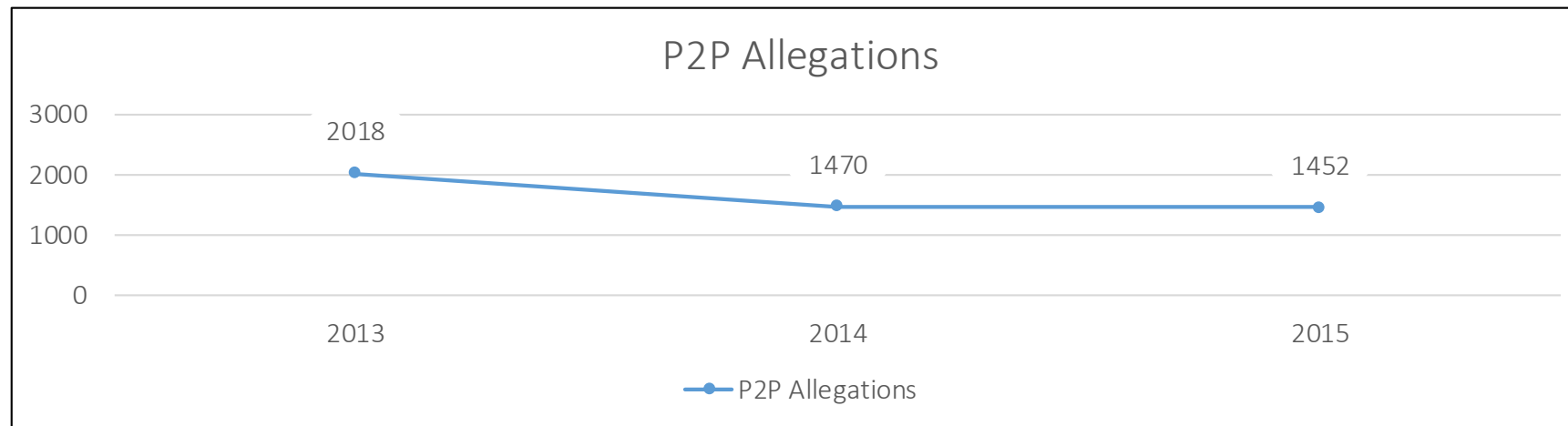
Verbal Act which means the use of words, gestures, or other communicative means to purposefully threaten, coerce, or intimidate the other individual when there is the opportunity and ability to carry out the threat.

Peer to Peer Act definitions and trends

Exploitation which means the unlawful or improper act of using an individual or an individual's resources for monetary or personal benefit, profit, or gain.

Theft which means intentionally depriving another individual of real or personal property valued at *twenty dollars or more or property of significant personal* value to the individual.

Sexual Act which means sexual conduct and/or contact for the purposes of sexual gratification without the consent of the other individual.



Rights Code Violation

"Rights code violation" means any violation of the rights enumerated in section 5123.62 of the Revised Code that creates a likely risk of harm to the health or welfare of an Individual.

Examples:

Support staff takes the individual to a movie, he does not want to go, and he becomes upset and bangs his head against the wall.

Support staff padlocks the refrigerator and the individual sustains a laceration trying to break the lock.

Support staff refuses to take the individual on a scheduled activity for their own convenience or preference. The scheduled activity is a reinforce for positive behavior. Individual is upset due to this rights violation and becomes aggressive. LE is contacted the individual is arrested.

There were 71 reported Rights Code Violations and 38 (54%) were substantiated.


Unapproved Behavior Support

Unapproved behavior support. "Unapproved behavior support" means the use of an aversive strategy or intervention prohibited by of rule 5123:2-2-06 of the Administrative Code or an aversive strategy implemented without approval by the human rights committee or behavior support committee or without informed consent, that results in a likely risk to the individual's health and welfare.

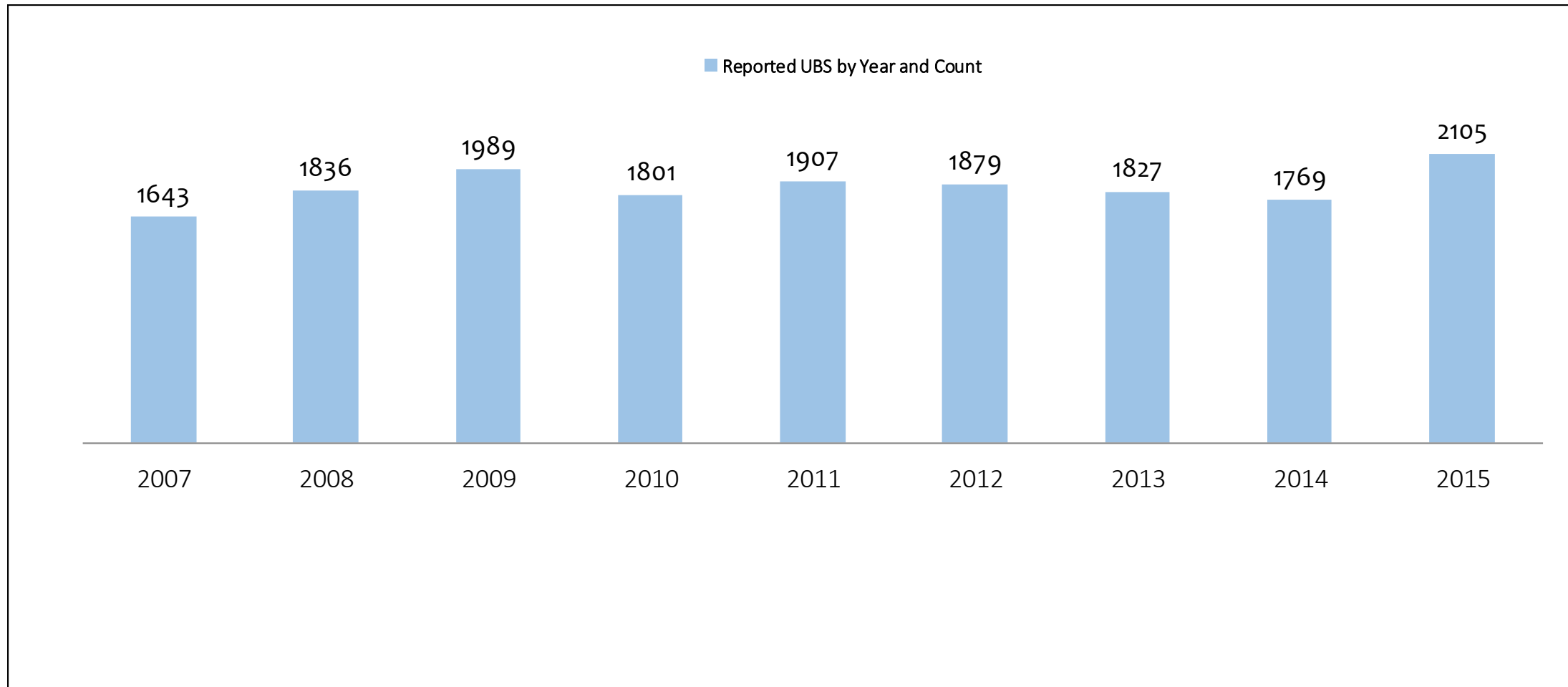
An aversive strategy or intervention prohibited by 5123:2-2-06 of the Administrative Code that does not pose a likely risk to health and welfare shall be investigated as an unusual Incident.

Reporting of Unapproved Behavior Supports

- There were 2,015 reported UBS in 2015.
- In 87% of all cases there was no injury.
- 13% minor injuries were sustained.
- Anytime, you place your hands on someone that is not approved, there is a risk of harm.
- We expect these numbers to rise due to changes in rule.



Unapproved Behavior Supports Trends



Significant Injury

Significant injury means an injury of known or unknown cause that is not considered abuse or neglect and that results in concussion, broken bone, dislocation, second or third degree burns or that requires immobilization, casting, or five or more sutures. Significant injuries shall be designated in the incident tracking system as either known or unknown cause.

Examples: falls, broken finger of unknown origin, scalding burn to hands from faucet.

There were 1,619 reported Significant Injuries.

734 of those were falls.

Significant Injuries-Falls

| Year | Falls Reported as Significant Injuries | Total Significant Injuries Reported | % Falls Related Injuries |
|------|----------------------------------------|-------------------------------------|--------------------------|
| 2010 | 752 | 1763 | 45% |
| 2011 | 733 | 1638 | 45% |
| 2012 | 761 | 1635 | 47% |
| 2013 | 764 | 1755 | 44% |
| 2014 | 771 | 1691 | 46% |
| 2015 | 734 | 1619 | 45% |

Medical Emergency

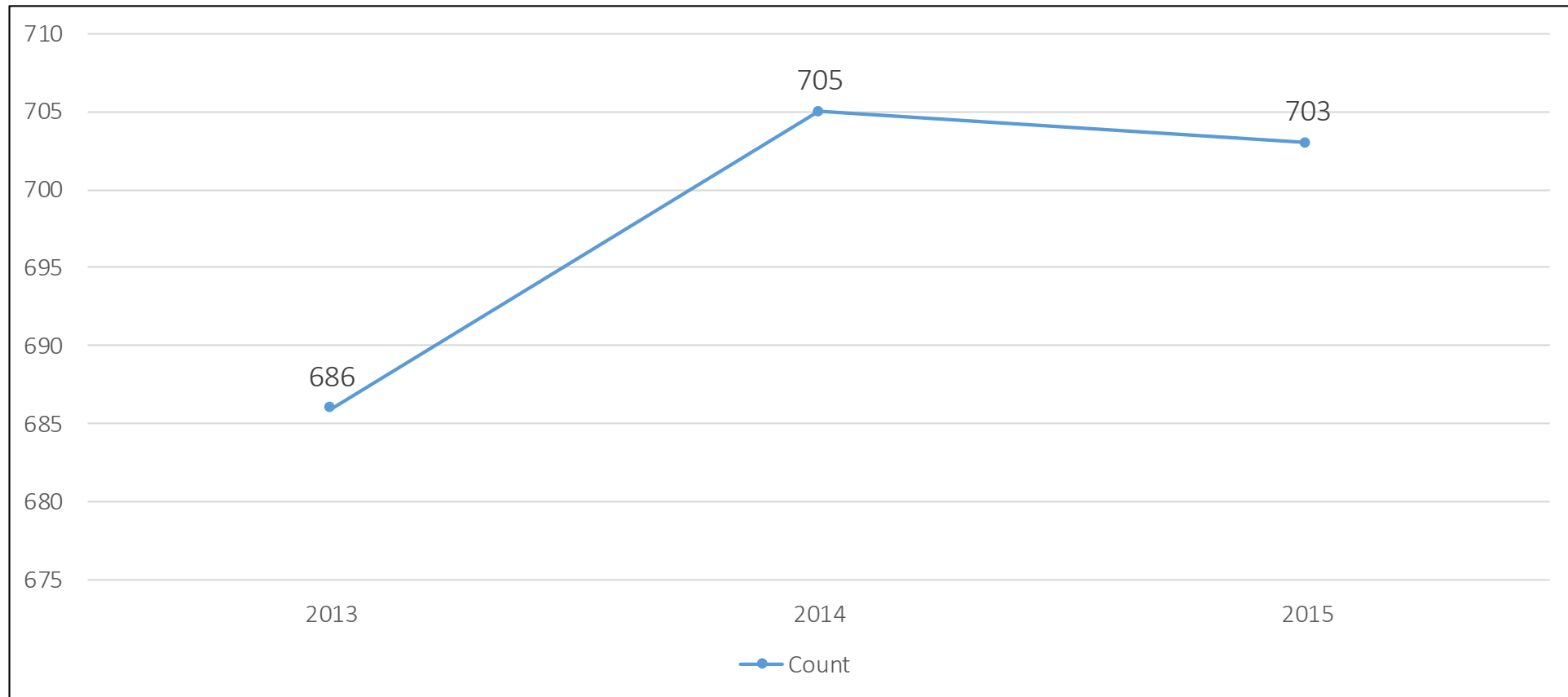
Medical emergency means an incident where emergency medical intervention is required to save an individual's life.

Examples include: choking relief techniques such as back blows or cardiopulmonary resuscitation, epinephrine auto injector usage, or intravenous for dehydration.

There were 703 medical emergencies filed in 2015.

- Abdominal Thrusts were used on 262 occasions and back blows were used 85 times, accounting for 49% of all medical emergencies.
- Dehydration was 2nd highest category with 99 reports.

Medical emergencies 3-year comparison



Unscheduled Hospitalizations

Unscheduled hospitalization. "Unscheduled hospitalization" means any hospital admission that is not scheduled unless the hospital admission is due to a pre-existing condition that is specified in the individual service plan indicating the specific symptoms and criteria that require hospitalization.

Unscheduled Hospital-2015

- In 2015, there were 5,016 reports of unscheduled hospitalizations (leading reported MUI).
- Unscheduled Hospitalizations make up 25% of all MUIs.

Some Examples:

- The individual has labored breathing and rapid heartbeat and is admitted to the hospital with a diagnosis of pneumonia.
- The individual is lethargic and unsteady, goes to the ER and is hospitalized for a possible medication error.
- Individual goes to ER and is sent home after 25 hours.

Death Definitions

- Accidental or suspicious death. "Accidental or suspicious death" means the death of an individual resulting from an accident or suspicious circumstances (Category A)
- Death other than accidental or suspicious death. "Death other than accidental or suspicious death" means the death of an individual by natural cause without suspicious circumstances (Category B)

Deaths Trends-2015

- There were 750 reported deaths in 2015 which is a slight decrease from 2014.
- Of the 2015 deaths, 35 were considered Accidental or Suspicious while 715 were Non-Accidental/Non-Suspicious Deaths.
- Heart disease continues to be the leading cause of death for Ohioans with disabilities as well as the general population.
- Pneumonia and aspiration pneumonia continue to make up the next largest causes of death.

Positive Trend: Accidental deaths decreased 39% from the last year.

Abuser Registry



Prevents persons who were DD employees from working in this field.

95 People were placed on the Registry in 2015.

As of July 15, 2016 there are 717 people placed on the Abuser Registry and 1 Removal

Notes

Notes

Follow up

Next meeting-December 7, 2016 1:30 p.m.