

# Carrot 3000 Car Seat

CARROT 3

Various extension accessories and multi-adjustable features allow longer use during the child's life and suit the wide spectrum of different needs. The Carrot 3000 caters for safety and the importance of keeping the child in a supported posture for travel.

## Our most comprehensive special needs car seat

Ergonomically designed **head support** holds the head and protects from side impacts and centrifugal forces

**Tether options** include additional security tether for the top of backrest or ISOfix latch connectors. These may be required by your local authorities.

2 positions of **seat depth adjustment** for a better fit



**Shoulder protector wings:**  
Extendable wings hold and protect the body from side impacts and centrifugal forces

Large **chest support** holds the body securely

**Recline function** with angle adjustable seat and backrest

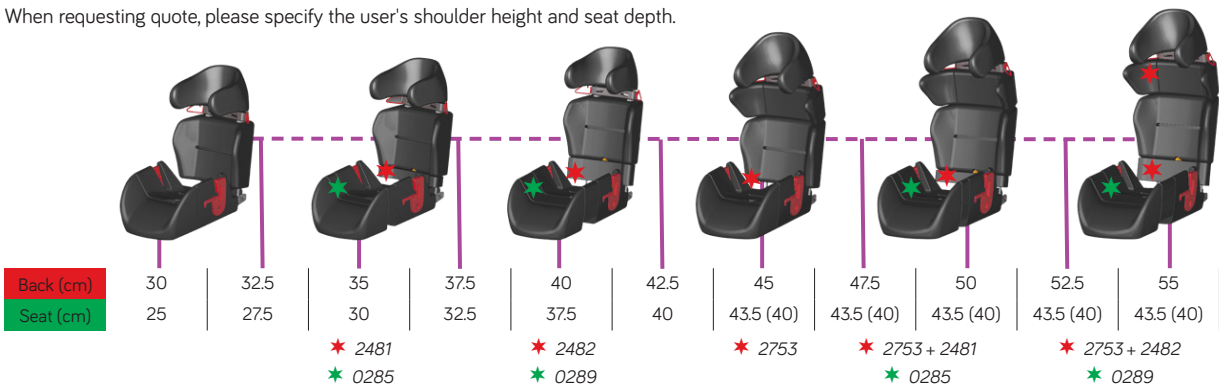
### Basic package includes

- Carrot seat unit
- 5-point harness
- Headrest wings
- Tee-pad
- Free recline backrest



## Huge growth for pre-schoolers to older children

When requesting quote, please specify the user's shoulder height and seat depth.



Size	Code	Age Range	Max Weight Range	Seat Depth	Seat Width	Shoulder Height	Footplate Height	Seat Weight
Small	4116-0010-259	3-15 years	15-36 kg*	25-40 cm	31cm	32-52 cm 45-67 cm **	Small = 25-30 cm Medium = 30-40 cm Large = 40-50 cm	8.7 kg

\*15-36 kg is the scope that applies to the European crash test standard ECE R44/04. However; the manufacturer has successfully tested this product with a weight limit from 10-49 kg. If the user weight is outside of the European scope then the prescriber needs to provide Medifab with written assurance that the subject's clinical needs and physical dimensions validate use of the Carrot 3000.

\*\*when shoulder protector wings are added



Large chest pad/head support model available (4116-0000-259)



If user is too large for the Carrot 3000 Car Seat, the Carrot XL Seat (4116-0020-259) is available for larger users. See page 58



# Accessories

## Swivel Base Attachment

4116-0180-104

## Swivel Base Protection Plate

4116-0190-000



## Footplate

Sml lower leg (D): 25-30 cm

4116-5241-250

Med lower leg (D): 30-40 cm

4116-5242-250

Lrg lower leg (D): 40-50 cm

4116-5243-250




## Swivel Base Footplate Adaptor

4116-5120-000



## Seat Belt Holder

4116-6790-017



## Rodded 50mm

Seat Depth Pad

4116-0281-259



## 100mm Rodded Waterfall

Seat Base Extension

4116-0283-259



## 50mm Seat Depth

Growth Pad

4116-0285-259



## 100mm Seat Depth Growth

Pad (only with Waterfall)

4116-0289-259



## 50mm Backrest Height

Extension Infill Pad

4116-2481-259



## 100mm Backrest Height

Extension Infill Pad

4116-2482-259



## Shoulder Protector Wings

4116-2753-259



## Anti-Escape Harness

4116-6026-259



## Pen Release Harness

4116-6025-259



## Cross Strap Harness

Anti-Escape 4604-3004-026

Pen Release 4604-3004-025

Side Release 4604-3112-019




## Tether Strap

4116-6953-017



## ISOfix Lower Straps

4116-6910-000



## Tray / Forearm Support

4116-5534-259



## Tilt Wedge

4116-0291-259



## Firm Contoured Lateral

Support Wedges

4116-3250-090



## Air Mesh Cushion Pad

4116-8880-099

