


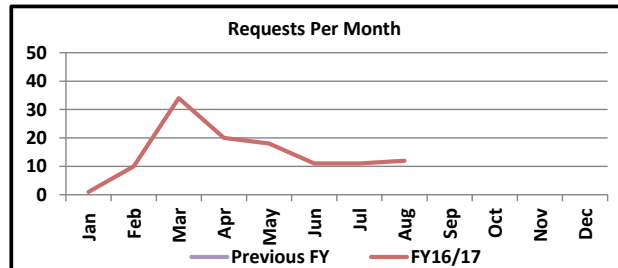
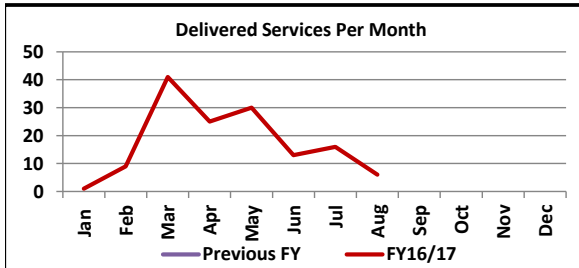
# EaRned SUCCESS | Monthly Dashboard | FY JAN 2017 - DEC 2017

August 2017

 Employers	Services this Month			Delivered Services YTD	Avg Services / Mo. YTD*	Total Employees Served YTD	Requests this Month by Source						Requests YTD by Source						Employee Request by Multiple YTD				Retention % <sup>a, b, c</sup>										Employee Utilization %
	Delivered	Pending	Total Service				Total	HR	Supervisor	Self	Co-Worker	Other	Total	HR	Supervisor	Self	Co-Worker	Other	1x	2x	3x	4x+	YTD		Q1		Q2		Q3		Q4		
																							Service Related	ERN General	Service Related	ERN General	Service Related	ERN General	Service Related	ERN General	Service Related	ERN General	
Anne Grady Corp.		9	9	27	3.9	19	5			3	2		27			23	3	1	19	4												5.0%	
Bittersweet Farms	1	3	4	16	2.7	11	1			1			15	3	1	11			11	2												4.1%	
Champagne CRSI	1		1	5	0.8	5	1	1					6	4		2			6													8.8%	
Community Residential Svcs.				3	0.4	2							1			1			1													4.3%	
Epilepsy Center				8	1.3	6							6	1		5			4	1												8.0%	
Josina Lott													1		1				1														
Sunshine Communities	3	4	7	66	9.4	34	3	1		2			42	12	2	27		1	30	4		1										5.2%	
Triad	1	1	2	16	2.7	7	2			2			19	6	2	10		1	15	2												5.2%	
Totals/Averages	6	17	23	141	21.2	84	12	2		8	2		117	26	6	79	3	3	87	13		1										5.8%	

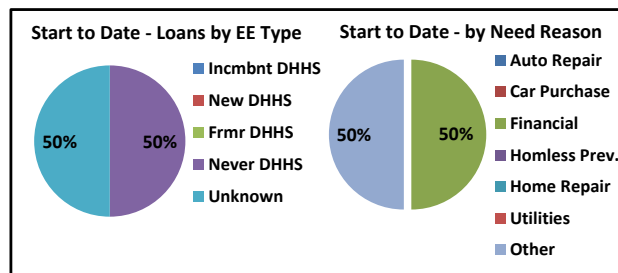
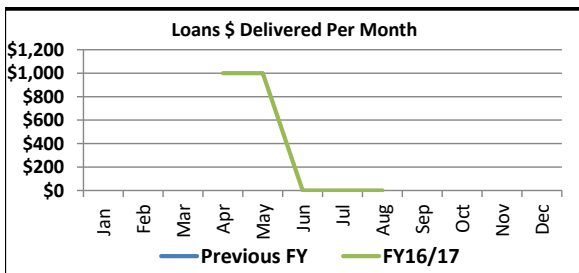
Pending employer termination and employee count reports.

\* Average Services / YTD count adjusted to month ER joined ERN



Ee Served-Type	Month	YTD
Total ODJFS	1	1
Incumbent ODJFS	1	1
New ODJFS		
Non-ODJFS		1
Former ODJFS		
Never ODJFS		1
Unk/Uncoded	5	82
<b>Total</b>	<b>6</b>	<b>84</b>

Service by Category	Mo	YTD
Auto Repair		4
Career Counseling		11
Child Care	1	3
Child Support		
Clothing		
Coaching	1	11
Comm Food Rsrc		
Counseling Request	1	4
Domestic Violence		
Education		6
Elder Care		
Emergency		
Employment-Retention		6
Financial		9
Financial Literacy	1	18
Food Assistance	1	2
Homeless Prev.		
Furniture		
Govt Agency Nav.		2
Hard Training		
Health/Insurance		15
Home Repair		2
Homeless Shelter		
Housing		6
Immigration		
Legal Assistance		6
Literacy		1
Other		8
Soft Training		14
Sub.Abuse/Addictns		
Transportation		4
Utilities	1	9
Water/Public Health		
<b>Total</b>	<b>6</b>	<b>141</b>



Loans	
New Loans this Month	
Disbursed this Month	
Open Bridge Loans	
Paid/Closed Bridge Loans	
Total Disbursed	\$2,000
Balance Remaining	
Savings	
Delinquent	
Loss	
Loss %	

**Childcare Resolved:** An EE contacted the SC with concerns regarding childcare. The EE works 1st shift, and must report to work by 6am, however, school doors open at 8am. So, the EE needs early childcare, is located nearby, will accept a 2 hrs/day agreement, is reasonably priced, and will transport the child to school. The SC and CHW provided the EE with a list of childcare centers that met those requirements. The EE reported that childcare has been secured for substantially less than anticipated. The family thanks the ERN program for assisting them, and will contact the ERN again if needed.

**Utilities Assistance:** Two EEs reported that their electricity had recently been terminated. A balance of \$473 needed to be paid prior to re-connection. The SC and CHW connected them with an agency that paid a portion of the bill, and they connected them with another agency who paid the remainder of the bill. Days later, the SC contacted the family to find out how they were doing, and was told that the electricity had been restored the following day. Both parties expressed their appreciation for the ERN partnership.

Total Fin Supt	Month	YTD
Priv/Com Rsrc	\$473	\$473
DHHS		
Alt Public Asst		
Loan		\$2,000
Com Food Rsrc		
Gas Card		
Bus Pass		
<b>Total</b>	<b>\$473</b>	<b>\$2,473</b>

a - % of ees that were served & still employed or not terminated for a reason related to an issue addressed by the SC during a rolling 12-month lookback & not counted during a previous b - the overall retention % of all ERN ees c - Insufficient data provided by member to calculate



Totals

Anne Grady Corp.

Bittersweet Farms

Champagne CRSI

Community Residential Svcs.

Epilepsy Center

Josina Lott

Sunshine Communities

Triad

## YTD - Service by Category Type

Auto Repair	4	2	1					1			
Career Counseling	11		2	3				5	1		
Child Care	3	1						2			
Child Support											
Clothing											
Coaching	11	2		1		1		6	1		
Food - Community											
Counseling Referral	4	1	1					2			
Domestic Violence											
Education	6	1	1					4			
Elder Care											
Emergency											
Employment - Retention	6		1			1		4			
Financial	9	5						4			
Financial Literacy	18	2	3			5		4	4		
Food - FAP/SNAP	2							1	1		
Foreclosure/Evic Prev.											
Furniture											
Govt. Agency Navigation	2							2			
Hard Training											
Health/Insurance	15	2	2		2			8	1		
Home Repair	2	1						1			
Homeless Shelter											
Housing	6	1						4	1		
Immigration											
Legal Assistance	6	1	1					3	1		
Literacy	1							1			
Other	8	2	2					1	3		
Soft Training	14		1			1		11	1		
Sub. Abuse/Addictions											
Transportation	4	2			1			1			
Utilities	9	4	1	1				2	1		
Total	141	27	16	5	3	8		66	16		