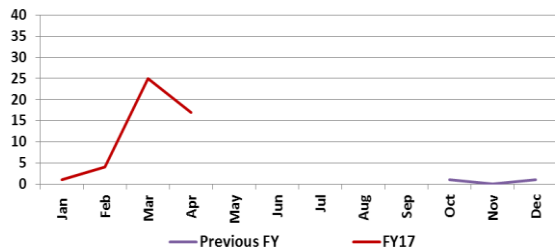


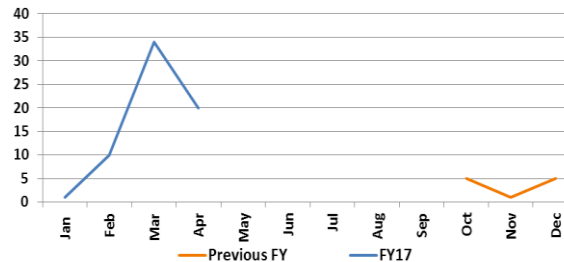
Employers	Services this Month			Delivered Services YTD	Avg Services / Mo. YTD	Unique Emps. Served YTD	Requests this Month by Source						Requests YTD by Source						Employee Request by Multiple YTD incl. pends.					Retention % <sup>a, b, c</sup>												YTD Utilization % Updated quarterly <sup>b</sup>																																																																																																																																																																																																																																																																																																																																																																																																																																																																																																																																																																																																																																																																																																																																																																																																																																																																																																																																																																																																																																																																																																																																																																																																		
	Delivered	Pending	Total Service Interfaces				Total	HR	Supervisor	Self	Co-Worker	Other	Total	HR	Supervisor	Self	Co-Worker	Other	1x	2x	3x	4x+		Service Related	ERN Gen	Q1		Q2		Q3		Q4																																																																																																																																																																																																																																																																																																																																																																																																																																																																																																																																																																																																																																																																																																																																																																																																																																																																																																																																																																																																																																																																																																																																																																																																						
																										Service Related	ERN Gen	Service Related	ERN Gen	Service Related	ERN Gen	Service Related	ERN Gen	Service Related	ERN Gen																																																																																																																																																																																																																																																																																																																																																																																																																																																																																																																																																																																																																																																																																																																																																																																																																																																																																																																																																																																																																																																																																																																																																																																																			
Anne Grady Corp.	4	3	7	8	2.0	6	5			5			10			9		1																																																																																																																																																																																																																																																																																																																																																																																																																																																																																																																																																																																																																																																																																																																																																																																																																																																																																																																																																																																																																																																																																																																																																																																																																				

This information will be provided once Q1 Employer Termination and Employee Count reports are compiled.

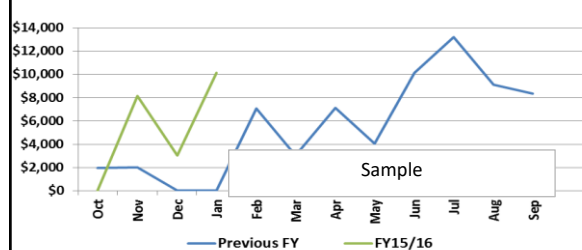
Delivered Services Per Month | Multi-Year Comparison



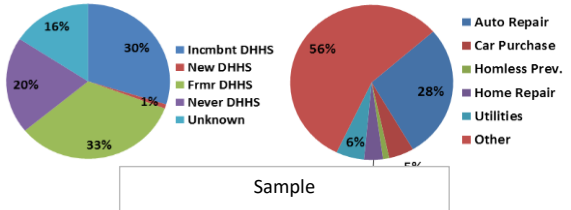
Requests Per Month | Multi-Year Comparison



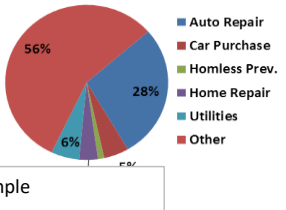
Loans \$ Delivered Per Month | Multi-Year Comparison



Start to Date - Loans by EE Type



Start to Date - Loans by Reason



Served/Unq Ee	Month	YTD
Total ODJFS		
Incumbent ODJFS		
New ODJFS		
Non-ODJFS	1	1
Former ODJFS		
Never ODJFS	1	1
Unknown/code	13	39
Total	14	40

Bridge Loans

New Loans this Month	
Disbursed this Month	
Open Bridge Loans	
Paid/Closed Bridge Loans	
Total Disbursed	
Balance Remaining	
Savings	Sample
Delinquency	
Loss	

Total Fin Supt	Month	YTD
Priv/Com Rsrc		
ODJFS		
Alt Public Asst		
Loan		
Com Food Rsrc		
Total	\$0	\$0

Service by Category	Mo	YTD
Auto Repair		
Career Counseling	1	18
Child Care		
Child Support		
Clothing		
Coaching	3	4
Comm Food Rsrc		
Counseling Request		
Domestic Violence		
Education	1	1
Elder Care		
Emergency		
Employment-Retention	2	2
Financial	5	6
Financial Literacy	4	5
Food Assistance		
Homeless Prev.		
Furniture		
Govt Agency Nav.		
Hard Training		
Health/Insurance		5
Home Repair		
Homeless Shelter		
Housing		
Immigration		
Legal Assistance		
Literacy		
Other		1
Soft Training		1
Sub.Abuse/Addictns		
Transportation		2
Utilities	1	2
Water/Public Health		
Total	17	47

## Breaking a Contract to Help a Budget:

An employee was having difficulties with their Direct TV expense, and they were going to be charged \$300 to get out of the contract. The employee contacted the Success Coach, who advised her to research the internet for "How to break contract with DTV", and to contact the BBB. The employee completed the research task, contacted DTV, and followed through with the steps mentioned online. At the end of the conversation, DTV reduced the charge to \$100. The employee was able to get out of the contract improving their budget and happy that she contacted EaRned Success for guidance.

## A Solution for a Needed Surgery:

An employee came to the success coach with concerns of not being able to afford a much-needed oral surgery. They had large deductible that had to be paid prior to receiving service from their personal dentist. The coach connected the employee with the Toledo Metro Federal Credit Union and they were able to receive the Employer Sponsored Small Dollar Loan. The employee was able to schedule the procedure and is happy to know that a supportive partnership with the success coach is available if a need arises in the future.

Employers	Services Currently Pending by Request Month - As of March (tempoary report)						
	Oct-16	Nov-16	Dec-16	Jan-17	Feb-17	Mar-17	Totals
Anne Grady Corp.	1	2	3			7	13
Bittersweet Farms					5	2	7
Champagne (CRSI)					1		1
Community Residential Svcs.	3						3
Epilepsy Center						1	1
Josina Lott				1			1
Sunshine Communities	2				2	5	9
Triad			5		4	11	20
Grand Total	6	2	8	1	12	26	55

Employers	Services Currently Pending by Request Month - As of April (tempoary report)							
	Oct-16	Nov-16	Dec-16	Jan-17	Feb-17	Mar-17	Apr-17	Totals
Anne Grady Corp.		2	3			7	3	12
Bittersweet Farms					5	2	1	7
Champagne (CRSI)					1			1
Community Residential Svcs.	5							5
Epilepsy Center						1	5	1
Josina Lott				1				1
Sunshine Communities					2	5	8	7
Triad					4	10	5	14
Grand Total	5	2	3	1	12	25	22	70

Insert Logo

Totals

Anne Grady Corp.

Bittersweet Farms

Champagne CRSI

Community Residential Svcs.

Epilepsy Center

Josina Lott

Sunshine Communities

Triad

## Service by Category Type

Auto Repair													
Career Counseling	18		2	3		1		10	2				
Child Care													
Child Support													
Clothing													
Coaching	4							3	1				
Food - Community													
Counseling Referral													
Domestic Violence													
Education	1							1					
Elder Care													
Emergency													
Employment - Retention	2							2					
Financial	6	3						3					
Financial Literacy	5					3		1	1				
Food - FAP/SNAP													
Foreclosure/Evic Prev.													
Furniture													
Govt. Agency Navigation													
Hard Training													
Health/Insurance	5	2			2			1					
Home Repair													
Homeless Shelter													
Housing													
Immigration													
Legal Assistance													
Literacy													
Other	1		1										
Soft Training	1							1					
Sub. Abuse/Addictions													
Transportation	2	1			1								
Utilities	2	2											
Total	47	8	3	3	3	4		22	4				