
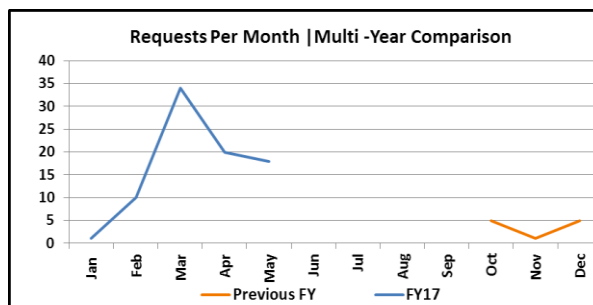
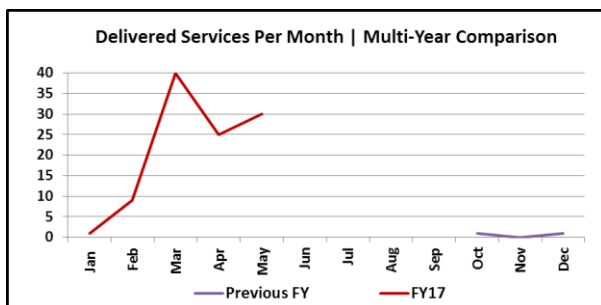


# EaRned Success | Monthly Dashboard | FY Jan 2017 - Dec 2017

May 2017

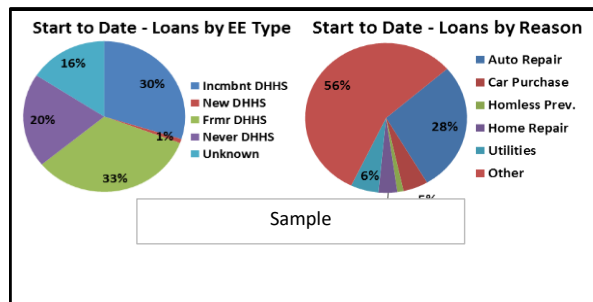
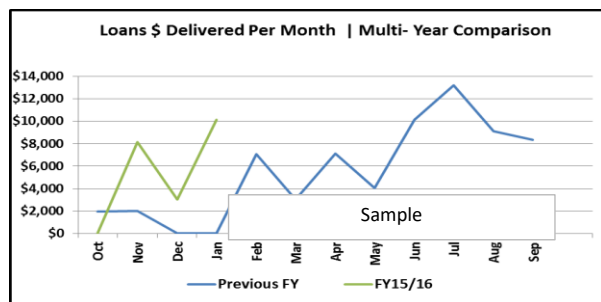
 Employers	Services this Month			Delivered Services YTD	Avg Services / Mo. YTD	Unique Emps. Served YTD	Requests this Month by Source					Requests YTD by Source					Employee Request by Multiple YTD incl. pends.					Retention % <sup>a, b, c</sup>										YTD Utilization % Updated quarterly <sup>b</sup>							
	Delivered	Pending	Total Service				Total	HR	Supervisor	Self	Co-Worker	Other	Total	HR	Supervisor	Self	Co-Worker	Other	1x	2x		3x	4x+	YTD		Q1		Q2		Q3					Q4				
																								Service Related	ERN Gen	Service Related	ERN Gen	Service Related	ERN Gen	Service Related	ERN Gen				Service Related	ERN Gen			
Anne Grady Corp.	5		5	22	4.4	15	7			6	1		17			15	1	1	11	3																			
Bittersweet Farms		2	2	5	1.0	5	1	1					8	2		6			8																				
Champagne CRSI	1		1	4	0.8	4	1			1			5	3		2			5																				
Community Residential Svcs.				3	0.6	2													3																				
Epilepsy Center	3		3	7	1.4	6	1			1			6	1		5			4	1																			
Josina Lott													1		1				1																				
Sunshine Communities	11	2	13	51	10.2	27	7			7			33	11		21		1	22	4																			
Triad	10	2	12	14	2.8	5	1			1			13	6	2	4		1	13																				
Totals	30	6	36	106	21.2	64	18	1		16	1		83	23	3	53	1	3	67	8																			

This information will be provided once Q1 Employer Termination and Employee Count reports are compiled.



Served/Unq Ee	Month	YTD
Total ODJFS		
Incumbent ODJFS		
New ODJFS		
Non-ODJFS		1
Former ODJFS		
Never ODJFS		1
Unknown/code	15	63
Total	15	64

Service by Category	Mo	YTD
Auto Repair		1
Career Counseling	2	10
Child Care	1	2
Child Support		
Clothing		
Coaching	5	9
Comm Food Rsrc		
Counseling Request		
Domestic Violence		
Education	2	4
Elder Care		
Emergency		
Employment-Retention	2	4
Financial	2	9
Financial Literacy	3	9
Food Assistance	1	1
Homeless Prev.		
Furniture		
Govt Agency Nav.	1	2
Hard Training		
Health/Insurance	2	12
Home Repair	1	2
Homeless Shelter		
Housing	1	5
Immigration		
Legal Assistance	1	6
Literacy		1
Other	3	6
Soft Training		13
Sub.Abuse/Addictns		
Transportation	1	3
Utilities	2	7
Water/Public Health		
Total	30	106



Bridge Loans	
New Loans this Month	
Disbursed this Month	
Open Bridge Loans	
Paid/Closed Bridge Loans	
Total Disbursed	
Balance Remaining	
Savings	Sample
Delinquency	
Loss	

**Employee Retention!:** A newer employee (has son with autism) wanted an open position (with better hours, which allowed her more time to be with her son) but had not worked with her employer long enough to apply. The ee loved the job, but would have to resign if her work hours weren't changed. The employee was seriously considering resignation. The SC and CHW provided her with negotiation tools and talking points (previously reviewed in GAW classes) to discuss with her supervisor and HR department. The employee followed through with the conversation, and was awarded the position! The employee is still employed and thankful for the EaRned Success Program.

**A Solution for Basement Flooding:** An employee came to the SC, looking for agencies to assist with yard and basement flooding, due to heavy rain. The agency would help if flooding was a result of flooded sewers. The employee's flooding was coming through the floor, so he was not eligible. The employee is a handy man, and felt that he could make the repairs; however, he could not afford the supplies. The employee requested the ESSDL, and was provided the loan application. The employee later reported that he received the loan, purchased the materials, and began the work.

Total Fin Supt	Month	YTD
Priv/Com Rsrc		
ODJFS		
Alt Public Asst		
Loan		
Com Food Rsrc		
Total	\$0	\$0

a - Averaged across all eers from total distinct ees served. Each retention quarter looks back 9 mos prior to Q start.

b - Based upon ODJFS analysis of active ees at FY start, then extrapolated according to reported ee count for Q c - Not on ODJFS in any of three previous months.



Totals

Anne Grady Corp.

Bittersweet Farms

Champagne CRSI

Community Residential Svcs.

Epilepsy Center

Josina Lott

Sunshine Communities

Triad

## Service by Category Type

Auto Repair	1	1											
Career Counseling	10		2	3				4	1				
Child Care	2	1						1					
Child Support													
Clothing													
Coaching	9	2				1		5	1				
Food - Community													
Counseling Referral													
Domestic Violence													
Education	4	1						3					
Elder Care													
Emergency													
Employment - Retention	4					1		3					
Financial	9	5						4					
Financial Literacy	9	1				4		1	3				
Food - FAP/SNAP	1								1				
Foreclosure/Evic Prev.													
Furniture													
Govt. Agency Navigation	2							2					
Hard Training													
Health/Insurance	12	2			2			7	1				
Home Repair	2	1						1					
Homeless Shelter													
Housing	5	1						3	1				
Immigration													
Legal Assistance	6	1	1					3	1				
Literacy	1							1					
Other	6	1	2						3				
Soft Training	13					1		11	1				
Sub. Abuse/Addictions													
Transportation	3	1			1			1					
Utilities	7	4		1				1	1				
Total	106	22	5	4	3	7		51	14				

Employers	Services Currently Pending by Request Month - As of March (temporary report)						
	Oct-16	Nov-16	Dec-16	Jan-17	Feb-17	Mar-17	Totals
Anne Grady Corp.	1	2	3			7	13
Bittersweet Farms					5	2	7
Champagne (CRSI)					1		1
Community Residential Svcs.	3						3
Epilepsy Center						1	1
Josina Lott				1			1
Sunshine Communities	2				2	5	9
Triad			5		4	11	20
Grand Total	6	2	8	1	12	26	55

Employers	Services Currently Pending by Request Month - As of April (temporary report)							
	Oct-16	Nov-16	Dec-16	Jan-17	Feb-17	Mar-17	Apr-17	Totals
Anne Grady Corp.		2	3			7	3	12
Bittersweet Farms					5	2	1	7
Champagne (CRSI)					1			1
Community Residential Svcs.	5							5
Epilepsy Center						1	5	1
Josina Lott				1				1
Sunshine Communities					2	5	8	7
Triad					4	10	5	14
Grand Total	5	2	3	1	12	25	22	70

Employers	Services Currently Pending by Request Month - As of May (temporary report)								
	Oct-16	Nov-16	Dec-16	Jan-17	Feb-17	Mar-17	Apr-17	May-17	Totals
Anne Grady Corp.		2	3			2	1		7
Bittersweet Farms								2	
Champagne (CRSI)									
Community Residential Svcs.	5								5
Epilepsy Center						1	5		1
Josina Lott				1					1
Sunshine Communities						2	2	2	2
Triad					4	10	1	2	14
Grand Total	5	2	3	1	4	15	9	6	39