

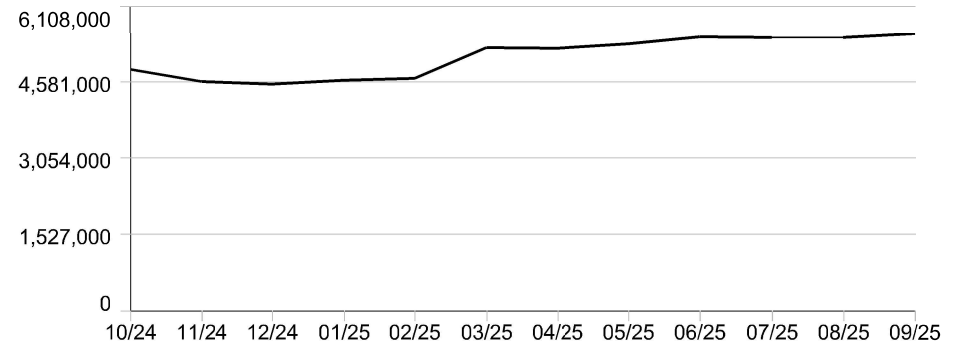


SEPTEMBER 1, 2025 - SEPTEMBER 30, 2025  
ACCOUNT NUMBER: 4809-6407

**Progress summary**


	THIS PERIOD	THIS YEAR
<b>Opening value</b>	<b>\$5,466,813.92</b>	<b>\$4,531,573.07</b>
Cash deposited	0.00	700,000.00
Securities deposited	0.00	0.00
Cash withdrawn	0.00	-150,000.00
Securities withdrawn	0.00	0.00
Change in value	84,983.58	470,224.43
<b>Closing value</b>	<b>\$5,551,797.50</b>	<b>\$5,551,797.50</b>

**Value over time**



**Portfolio summary**

CURRENT



ASSETS	ASSET TYPE	PREVIOUS VALUE ON AUG 31	%	CURRENT VALUE ON SEP 30	%	ESTIMATED ANN. INCOME
	Cash and sweep balances	135.84	0.00	135.85	0.00	0
	Stocks, options & ETFs	0.00	0.00	0.00	0.00	0
	Fixed income securities	0.00	0.00	0.00	0.00	0
	Mutual funds	5,466,678.08	100.00	5,551,661.65	100.00	269,757
	<b>Asset value</b>	<b>\$5,466,813.92</b>	<b>100%</b>	<b>\$5,551,797.50</b>	<b>100%</b>	<b>\$269,757</b>

# SNAPSHOT

## THE OHIO PROVIDER RESOURCE ASSOCIATION

SEPTEMBER 1, 2025 - SEPTEMBER 30, 2025  
ACCOUNT NUMBER: 4809-6407

### Cash flow summary

	THIS PERIOD	THIS YEAR
<b>Opening value of cash and sweep balances</b>	<b>\$135.84</b>	
Deposits	0.00	700,000.00
Income and distributions	29,786.53	190,768.75
Securities sold and redeemed	0.00	150,000.00
<b>Net additions to cash</b>	<b>\$29,786.53</b>	<b>\$1,040,768.75</b>
Withdrawals by check	0.00	-150,000.00
Securities purchased	-29,786.52	-895,766.40
<b>Net subtractions from cash</b>	<b>-\$29,786.52</b>	<b>-\$1,045,766.40</b>
<b>Closing value of cash and sweep balances</b>	<b>\$135.85</b>	

### Income summary \*

	THIS PERIOD	THIS YEAR
<b>TAXABLE</b> Money market/sweep funds	0.01	2.35
Ordinary dividends and ST capital gains	29,786.52	175,549.52
<b>Total taxable income</b>	<b>\$29,786.53</b>	<b>\$175,551.87</b>
<b>Total federally tax-exempt income</b>	<b>\$0.00</b>	<b>\$0.00</b>
<b>Total income</b>	<b>\$29,786.53</b>	<b>\$175,551.87</b>

\* Certain distributions made in the current year are reported as prior year income according to IRS regulations. This may cause a difference between Cash Flow and Income Summary totals.

### Gain/loss summary

	UNREALIZED	THIS PERIOD REALIZED	THIS YEAR REALIZED
Short term (S)	44,307.86	0.00	0.00
Long term (L)	409,375.93	0.00	0.00
<b>Total</b>	<b>\$453,683.79</b>	<b>\$0.00</b>	<b>\$0.00</b>



**TRI-OAK**  
PRIVATE WEALTH MANAGEMENT

**SNAPSHOT**

**THE OHIO PROVIDER RESOURCE ASSOCIATION**

SEPTEMBER 1, 2025 - SEPTEMBER 30, 2025  
ACCOUNT NUMBER: 4809-6407

**Your Financial Advisor**

TRI-OAK PRIVATE WEALTH  
MANAGEMENT  
Phone: 614-956-4180

5747 PERIMETER  
SUITE 240  
DUBLIN, OH 43017

**Client service information**

Client service: 800-266-6263  
Website: [www.wellsfargoadvisors.com](http://www.wellsfargoadvisors.com)

**Account profile**

Full account name: THE OHIO PROVIDER RESOURCE ASSOCIATION  
Account type: Brokerage Cash Services  
Brokerage account number: 4809-6407  
Brokerage Cash Services number: 1066761436  
Tax status: Non-Profit  
Investment objective/Risk tolerance:\* MODERATE INCOME  
Time horizon:\* MODERATE (5-10 YEARS)  
Liquidity needs:\* MODERATE  
Cost Basis Election: First in, First out  
Sweep option: BANK DEPOSIT SWEEP

\*For more information, please visit us at: [www.wellsfargoadvisors.com/disclosures](http://www.wellsfargoadvisors.com/disclosures)

**Available funds**

Cash	0.00
Money market and sweep funds	135.85
Available for loan	0.00
<b>Your total available funds</b>	<b>\$135.85</b>

**For your consideration**

Go paperless. Accessing your account documents online is easy, secure, and costs nothing. Sign on at [wellsfargoadvisors.com](http://wellsfargoadvisors.com), go to **Portfolio** and select **Statements & Docs**, and then click on the **Delivery Preferences** link. Choose **Paperless - All Docs** or view your Delivery Settings details to select specific account documents for paperless delivery. If you do not have a Username and Password, visit [wellsfargoadvisors.com/signup](http://wellsfargoadvisors.com/signup) or call 1-877-879-2495 for enrollment assistance.

**Document delivery status**

	Paper	Electronic
Statements:	X	
Trade confirmations:	X	
Tax documents:	X	
Shareholder communications:	X	
Other documents:	X	

**THE OHIO PROVIDER RESOURCE ASSOCIATION**

SEPTEMBER 1, 2025 - SEPTEMBER 30, 2025  
ACCOUNT NUMBER: 4809-6407

**Additional information**

	THIS PERIOD	THIS YEAR
Gross proceeds	0.00	150,000.00

**Portfolio detail**

**Cash and Sweep Balances**

Sweep Balances - You have the right, in the course of normal business operations, to withdraw balances in the Bank Deposit Sweep Program or redeem shares of the money market mutual fund used in the sweep, subject to any open commitments in any of your accounts and have the proceeds returned to your accounts or remitted to you. The money market mutual funds in the sweep reserve the right to require one or more day's prior notice before permitting withdrawals.

Bank Deposit Sweep - Consists of monies generally first held at Wells Fargo Bank, N.A. and (if amounts exceed \$250,000) at a Wells Fargo affiliated bank as described in the Bank Deposit Sweep disclosure.

Brokered Liquid Deposit - Consists of monies held at Wells Fargo Bank N.A., as described in the Brokered Liquid Deposit Disclosure.

Assets in the Bank Deposit Sweep Program and Brokered Liquid Deposit are not covered by SIPC, but are instead eligible for FDIC insurance of up to \$250,000 per depositor, per institution, in accordance with FDIC rules. Insurance is subject to FDIC rules, including for pass-through coverage, which require certain conditions to be satisfied for deposit insurance coverage to apply. Wells Fargo Clearing Services, LLC is not an FDIC-insured depository institution; FDIC deposit insurance only protects against the failure of an insured depository institution. Banking products and services provided by nonaffiliated banks and Wells Fargo Bank, N.A. Member FDIC. For additional information, please contact Your Financial Advisor.

DESCRIPTION	% OF ACCOUNT	ANNUAL PERCENTAGE YIELD EARNED*	CURRENT MARKET VALUE	ESTIMATED ANNUAL INCOME
BANK DEPOSIT SWEEP	0.00	0.090	135.85	0.00
Interest Period 09/01/25 - 09/30/25				
<b>Total Cash and Sweep Balances</b>	<b>0.00</b>		<b>\$135.85</b>	<b>\$0.00</b>

\* APYE measures the total amount of the interest paid on an account based on the interest rate and the frequency of the compounding during the interest period. The annual percentage yield earned is expressed as an annualized rate, based on a 365 day year.

**Bank Deposit Allocation**

Monies on deposit at each bank are eligible for FDIC insurance of up to \$250,000 per depositor, per bank in accordance with FDIC rules. Insurance is subject to FDIC rules, including for pass-through coverage, which require certain conditions to be satisfied for deposit insurance coverage to apply. Wells Fargo Clearing Services, LLC is not an FDIC-insured depository institution; FDIC deposit insurance only protects against the failure of an insured depository institution. Banking products and services provided by nonaffiliated banks and Wells Fargo Bank, N.A. Member FDIC. In those instances where deposit balances exceed the maximum FDIC insurance limits, those deposits will be uninsured. Deposits at each bank are not held in your securities brokerage account and therefore not covered by SIPC. Settlement timing differences will cause balances displayed in this section to vary from those indicated in the Portfolio detail section due to activity that occurs after 2pm ET on the last business day of the month. For additional information, please contact Your Financial Advisor.

DESCRIPTION	FDIC CERT NUMBER	CURRENT VALUE	AS OF VALUE DATE
WELLS FARGO BANK, N.A.	3511	135.85	09/30



**Total Bank Deposits**

**\$135.85**

**Mutual Funds**

If a portion of your fund position was converted, the 'Client Investment' value may include reinvestments from previously held positions.

**Open End Mutual Funds**


Open End Mutual Fund shares are priced at net asset value. Estimated Annual Income and Yield refer to Dividends and Interest Income only, and typically do not reflect Total return. Although retail and government money market funds seek to preserve a net asset value (NAV) of \$1.00 per share, in a negative interest rate environment, the fund's net asset value (NAV) may float to the nearest 1/100th of a cent (i.e., \$0.9999). When the NAV is floating, the value of your investment will fluctuate and lose value.

DESCRIPTION	% OF ACCOUNT	QUANTITY	ADJ PRICE/ ORIG PRICE	ADJ COST/ ORIG COST	CURRENT PRICE	CURRENT MARKET VALUE	UNREALIZED GAIN/LOSS	ESTIMATED	
								ANNUAL INCOME	ANNUAL YIELD (%)
<b>GOLDMAN SACH FINL SQUARE TREAS OBLIGS CLASS I FTOXX</b>									
On Reinvestment									
Acquired 03/07/25 S nc		144,669.59000	1.00	144,669.59		144,669.59	0.00		
Acquired 03/19/25 S nc		300,000	1.00	300,000.00		300,000.00	0.00		
Acquired 03/26/25 S nc		155,000	1.00	155,000.00		155,000.00	0.00		
Reinvestments S nc		14,175.62000	1.00	14,175.62		14,175.62	0.00		
<b>Total</b>	<b>11.06</b>	<b>613,845.21000</b>	<b>\$1.00</b>	<b>\$613,845.21</b>	<b>1.0000</b>	<b>\$613,845.21</b>	<b>\$0.00</b>	<b>\$25,904</b>	<b>4.22</b>
						Client Investment (Excluding Reinvestments)	\$599,669.59		
						Gain/Loss on Client Investment (Including Reinvestments)	\$14,175.62		
<b>PIMCO MORTGAGE OPPORTUNITIES &amp; BOND FUND A PMZAX</b>									
On Reinvestment									
Acquired 03/01/22 L		56,127.22200	10.67	599,360.72		527,034.61	-72,326.11		
			10.69	600,000.00					
Reinvestments L		10,445.24500	9.45	98,725.76		98,080.86	-644.90		
			9.45	98,769.73					
Reinvestments S		4,158.25200	9.31	38,746.33		39,045.98	299.65		
<b>Total</b>	<b>11.96</b>	<b>70,730.71900</b>	<b>\$10.42</b>	<b>\$736,832.81</b>	<b>9.3900</b>	<b>\$664,161.45</b>	<b>-\$72,671.36</b>	<b>\$39,567</b>	<b>5.96</b>
			<b>\$10.43</b>	<b>\$737,516.06</b>					
						Client Investment (Excluding Reinvestments)	\$600,000.00		
						Gain/Loss on Client Investment (Including Reinvestments)	\$64,161.45		









**Activity detail continued**

**Income and distributions**

DATE	ACCOUNT TYPE	TRANSACTION	QUANTITY	DESCRIPTION	PRICE	AMOUNT
09/02	Cash	DIVIDEND		PIMCO FUNDS PIMCO INCOME FD CLASS A 082925 221,399.08600 AS OF 8/29/25		11,384.32
09/02	Cash	DIVIDEND		PIMCO FDS PAC INVT MGMT SER TOTAL RETURN FD CL A 082925 17,861.56400 AS OF 8/29/25		562.18
09/12	Cash	DIVIDEND		PIMCO FDS PAC INVT MGMT SER STOCKPLUS FD CLASS A 091125 10,063.73800 AS OF 9/11/25		647.40
09/12	Cash	DIVIDEND		PIMCO FDS PAC INVT MGT SER STOCKSPLUS ABSOLUTE RETURN FD CL A 091125 77,713.32500 AS OF 9/11/25		10,300.90
09/30	Cash	DIVIDEND		VANGUARD INDEX VANGUARD 500 INDEX FD ADMIRAL SHS 092925 834.98500 AS OF 9/29/25		1,451.29
09/30	Cash	INTEREST		BANK DEPOSIT SWEEP 093025 135		0.01
<b>Total Income and distributions:</b>						<b>\$29,786.53</b>

**Securities purchased**

DATE	ACCOUNT TYPE	TRANSACTION	QUANTITY	DESCRIPTION	PRICE	AMOUNT
09/02	Cash	REINVEST DIV	2,443.68000	GOLDMAN SACH FINL SQUARE TREAS OBLIGS CLASS I REINVEST AT 1.000		-2,443.68
09/02	Cash	REINVEST DIV	318.46400	PIMCO MORTGAGE OPPORTUNITIES & BOND FUND A		-2,996.75

**THE OHIO PROVIDER RESOURCE ASSOCIATION**

SEPTEMBER 1, 2025 - SEPTEMBER 30, 2025  
 ACCOUNT NUMBER: 4809-6407

**Activity detail continued**

**Securities purchased**

DATE	ACCOUNT TYPE	TRANSACTION	QUANTITY	DESCRIPTION	PRICE	AMOUNT
				REINVEST AT 9.410		
09/02	Cash	REINVEST DIV	1,049.24600	PIMCO FUNDS PIMCO INCOME FD CLASS A REINVEST AT 10.850		-11,384.32
09/02	Cash	REINVEST DIV	64.39600	PIMCO FDS PAC INVT MGMT SER TOTAL RETURN FD CL A REINVEST AT 8.730		-562.18
09/12	Cash	REINVEST DIV	54.44900	PIMCO FDS PAC INVT MGMT SER STOCKPLUS FD CLASS A REINVEST AT 11.890		-647.40
09/12	Cash	REINVEST DIV	776.84000	PIMCO FDS PAC INVT MGT SER STOCKSPLUS ABSOLUTE RETURN FD CL A REINVEST AT 13.260		-10,300.90
09/30	Cash	REINVEST DIV	2.36100	VANGUARD INDEX VANGUARD 500 INDEX FD ADMIRAL SHS REINVEST AT 614.710		-1,451.29
<b>Total Securities purchased:</b>						<b>-\$29,786.52</b>

**Cash sweep activity**

Our Cash Sweep program allows you to earn a return on the idle cash balances in your account by automatically investing such balances into one of our cash sweep options. These 'sweep transactions' may represent a net amount for the day and occur on settlement date. The following section displays transfers into and out of your sweep option. Transactions displayed here are Transfer To, Transfer From and Reinvested Dividends and Interest. These transaction amounts are not included in your cash flow summary.

DATE	TRANSACTION	DESCRIPTION	AMOUNT	DATE	TRANSACTION	DESCRIPTION	AMOUNT
09/01		BEGINNING BALANCE	135.84	09/30		ENDING BALANCE	135.85
09/30	REINVEST INT	BANK DEPOSIT SWEEP	0.01				



**TRI-OAK**  
PRIVATE WEALTH MANAGEMENT

**THE OHIO PROVIDER RESOURCE  
ASSOCIATION**

SEPTEMBER 1, 2025 - SEPTEMBER 30, 2025  
ACCOUNT NUMBER: 4809-6407

**Bank Deposits Through Teller**

**September 1 - September 30**

**Wells Fargo Bank, N.A. (Member FDIC)**

**Account number 1066761436**

**Questions? Call us at 1-800-266-6263**

Deposits made in a bank branch on the last business day of the month will typically appear on your next statement. Wells Fargo Clearing Services, LLC is not an FDIC-insured depository institution; FDIC deposit insurance only protects against the failure of an insured depository institution. Banking products and services provided by Wells Fargo Bank, N.A. Member FDIC.

DATE	TRANSACTION	DESCRIPTION	AMOUNT	BANK BALANCE
09/01		BEGINNING BALANCE		\$0.00
09/30		ENDING BALANCE		\$0.00

\*\*\* THIS PAGE IS INTENTIONALLY LEFT BLANK \*\*\*