

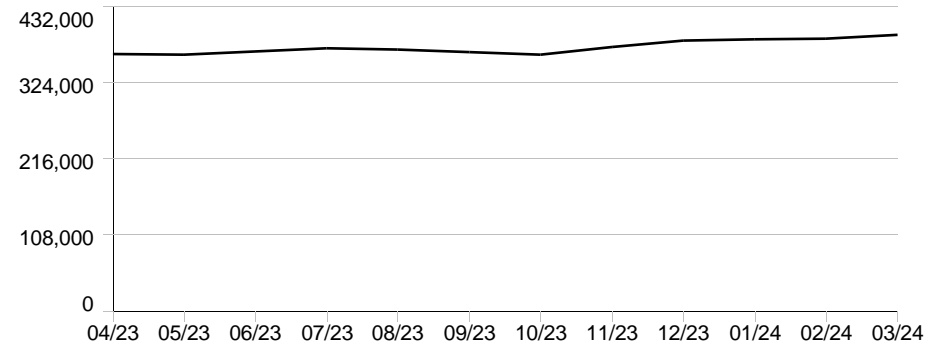


MARCH 1, 2024 - MARCH 31, 2024
ACCOUNT NUMBER: 2188-6115

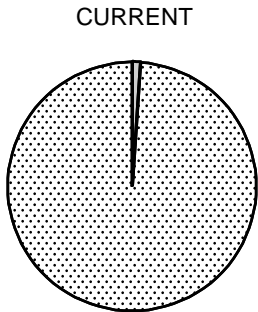
Progress summary





	THIS PERIOD	THIS YEAR
Opening value	\$386,493.23	\$383,346.67
Cash deposited	0.00	0.00
Securities deposited	0.00	0.00
Cash withdrawn	0.00	0.00
Securities withdrawn	0.00	0.00
Change in value	4,683.65	7,830.21
Closing value	\$391,176.88	\$391,176.88

Value over time



Portfolio summary



CURRENT		ASSET TYPE	PREVIOUS VALUE ON FEB 29	%	CURRENT VALUE ON MAR 31	%	ESTIMATED ANN. INCOME
ASSETS		Cash and sweep balances	4,116.65	1.07	4,247.68	1.09	11
		Stocks, options & ETFs	0.00	0.00	0.00	0.00	0
		Fixed income securities	0.00	0.00	0.00	0.00	0
		Mutual funds	382,376.58	98.93	386,929.20	98.91	19,461
		Asset value	\$386,493.23	100%	\$391,176.88	100%	\$19,472

SNAPSHOT

THE OPRA FOUNDATION

MARCH 1, 2024 - MARCH 31, 2024
ACCOUNT NUMBER: 2188-6115

Cash flow summary

	THIS PERIOD	THIS YEAR
Opening value of cash and sweep balances	\$4,116.65	
Income and distributions	1,672.77	4,769.31
Net additions to cash	\$1,672.77	\$4,769.31
Securities purchased	-1,541.74	-4,634.52
Net subtractions from cash	-\$1,541.74	-\$4,634.52
Closing value of cash and sweep balances	\$4,247.68	

Income summary *

	THIS PERIOD	THIS YEAR
TAXABLE Money market/sweep funds	0.88	4.64
Ordinary dividends and ST capital gains	1,671.89	3,204.89
Total taxable income	\$1,672.77	\$3,209.53
Total federally tax-exempt income	\$0.00	\$0.00
Total income	\$1,672.77	\$3,209.53

* Certain distributions made in the current year are reported as prior year income according to IRS regulations. This may cause a difference between Cash Flow and Income Summary totals.

Gain/loss summary

	UNREALIZED	THIS PERIOD REALIZED	THIS YEAR REALIZED
Short term (S)	352.57	0.00	0.00
Long term (L)	-21,768.35	0.00	0.00
Total	-\$21,415.78	\$0.00	\$0.00



TRI-OAK
PRIVATE WEALTH MANAGEMENT

SNAPSHOT

THE OPRA FOUNDATION

MARCH 1, 2024 - MARCH 31, 2024
ACCOUNT NUMBER: 2188-6115

Your Financial Advisor

TRI-OAK PRIVATE WEALTH
MANAGEMENT
Phone: 614-956-4180

5747 PERIMETER
SUITE 240
DUBLIN, OH 43017

Client service information

Client service: 800-266-6263
Website: www.wellsfargoadvisors.com

Account profile

Full account name:	THE OPRA FOUNDATION
Account type:	Brokerage Cash Services
Brokerage account number:	2188-6115
Brokerage Cash Services number:	7149855285
Tax status:	Non-Profit
Investment objective/Risk tolerance:*	MODERATE INCOME
Time horizon:*	MODERATE (5-10 YEARS)
Liquidity needs:*	MODERATE
Cost Basis Election:	First in, First out
Sweep option:	STANDARD BANK DEPOSIT

*For more information, please visit us at: www.wellsfargoadvisors.com/disclosures

For your consideration

Go paperless. Accessing your account documents online is easy, secure, and costs nothing. Sign on at wellsfargoadvisors.com, go to **Portfolio** and select **Statements & Docs**, and then click on the **Delivery Preferences** link. Choose **Paperless - All Docs** or view your Delivery Settings details to select specific account documents for paperless delivery. If you do not have a Username and Password, visit wellsfargoadvisors.com/signup or call 1-877-879-2495 for enrollment assistance.

Available funds

Cash	0.00
Money market and sweep funds	4,247.68
Available for loan	0.00
Your total available funds	\$4,247.68

Document delivery status

	Paper	Electronic
Statements:	X	
Trade confirmations:	X	
Tax documents:	X	
Shareholder communications:	X	
Other documents:	X	

THE OPRA FOUNDATION

MARCH 1, 2024 - MARCH 31, 2024
 ACCOUNT NUMBER: 2188-6115

Portfolio detail

Cash and Sweep Balances

Sweep Balances - You have the right, in the course of normal business operations, to withdraw balances in the Bank Deposit Sweep Program(s) or redeem shares of the money market mutual fund used in the sweep, subject to any open commitments in any of your accounts and have the proceeds returned to your accounts or remitted to you. The money market mutual funds in the sweep reserve the right to require one or more day's prior notice before permitting withdrawals.

Standard Bank Deposit Sweep - Consists of monies generally first held at Wells Fargo Bank, N.A. and (if amounts exceed \$250,000) at one or more Wells Fargo affiliated banks.

Expanded Bank Deposit Sweep - Consists of monies held at Wells Fargo Bank, N.A. unless indicated otherwise on our public website and (if amounts exceed \$250,000) at one or more Wells Fargo affiliated or nonaffiliated banks.

Brokered Liquid Deposit - Consists of monies held at one or more program bank(s), as described in the Brokered Liquid Deposit Disclosure.

Assets in the Bank Deposit Sweep Program and Brokered Liquid Deposit are not covered by SIPC, but are instead eligible for FDIC insurance of up to \$250,000 per depositor, per institution, in accordance with FDIC rules. For additional information, please contact Your Financial Advisor.

DESCRIPTION	% OF ACCOUNT	ANNUAL PERCENTAGE YIELD EARNED*	CURRENT MARKET VALUE	ESTIMATED ANNUAL INCOME
STANDARD BANK DEPOSIT	1.09	0.248	4,247.68	11.00
Interest Period 03/01/24 - 03/31/24				
Total Cash and Sweep Balances	1.09		\$4,247.68	\$11.00

* APYE measures the total amount of the interest paid on an account based on the interest rate and the frequency of the compounding during the interest period. The annual percentage yield earned is expressed as an annualized rate, based on a 365 day year.

Bank Deposit Allocation

Monies on deposit at each bank are eligible for FDIC insurance of up to \$250,000 per depositor, per bank in accordance with FDIC rules. In those instances where deposit balances exceed the maximum FDIC insurance limits, those deposits will be uninsured. Deposits at each bank are not held in your securities brokerage account and therefore not covered by SIPC. Settlement timing differences will cause balances displayed in this section to vary from those indicated in the Portfolio detail section due to activity that occurs after 2pm ET on the last business day of the month. For additional information, please contact Your Financial Advisor.

DESCRIPTION	FDIC CERT NUMBER	CURRENT VALUE	AS OF VALUE DATE
WELLS FARGO NATIONAL BANK WEST	27389	4,247.68	03/28
Total Bank Deposits		\$4,247.68	



MARCH 1, 2024 - MARCH 31, 2024
ACCOUNT NUMBER: 2188-6115

Mutual Funds

If a portion of your fund position was converted, the 'Client Investment' value may include reinvestments from previously held positions.

Open End Mutual Funds

Open End Mutual Fund shares are priced at net asset value. Estimated Annual Income and Yield refer to Dividends and Interest Income only, and typically do not reflect Total return.

DESCRIPTION	% OF ACCOUNT	QUANTITY	ADJ PRICE/ ORIG PRICE	ADJ COST/ ORIG COST	CURRENT PRICE	CURRENT MARKET VALUE	UNREALIZED GAIN/LOSS	ESTIMATED	
								ANNUAL INCOME	ANNUAL YIELD (%)
HARBOR FD									
INTL FD INSTL CL									
HAINX									
On Reinvestment									
Acquired 01/26/17 L nc		173.76600	62.58	10,875.57		8,144.41	-2,731.16		
Reinvestments L		160.33600	37.49	6,011.09		7,514.95	1,503.86		
Reinvestments S		12.08500	43.28	523.14		566.42	43.28		
Total	4.15	346.18700	\$50.29	\$17,409.80	46.8700	\$16,225.78	-\$1,184.02	\$542	3.34
						\$10,875.57			
						\$5,350.21			
AMERICAN FUNDS									
NEW WORLD FUND CL F2									
NFFFX									
On Reinvestment									
Acquired 01/26/17 L nc		192.25500	49.31	9,480.81		15,117.01	5,636.20		
Reinvestments L		36.53700	73.42	2,682.72		2,872.90	190.18		
Reinvestments S		6.48400	73.34	475.54		509.84	34.30		
Total	4.73	235.27600	\$53.72	\$12,639.07	78.6300	\$18,499.75	\$5,860.68	\$274	1.48
						\$9,480.81			
						\$9,018.94			
PIMCO FDS									
INCOME FD INSTL CL									
PIMIX									
On Reinvestment									
Acquired 01/26/17 L nc		485.14300	11.98	5,816.86		5,142.51	-674.35		
Acquired 02/01/17 L nc		0.61400	12.11	7.44		6.51	-0.93		
Acquired 03/01/17 L nc		2.20700	12.19	26.92		23.39	-3.53		
Acquired 04/03/17 L nc		2.21100	12.23	27.06		23.44	-3.62		
Acquired 05/01/17 L nc		2.21400	12.27	27.17		23.47	-3.70		
Acquired 06/01/17 L nc		2.21200	12.33	27.29		23.45	-3.84		
Acquired 07/03/17 L nc		2.22400	12.35	27.47		23.57	-3.90		

THE OPRA FOUNDATION

MARCH 1, 2024 - MARCH 31, 2024
ACCOUNT NUMBER: 2188-6115

Mutual Funds

Open End Mutual Funds continued

DESCRIPTION	% OF ACCOUNT	QUANTITY	ADJ PRICE/ ORIG PRICE	ADJ COST/ ORIG COST	CURRENT PRICE	CURRENT MARKET VALUE	UNREALIZED GAIN/LOSS	ESTIMATED	
								ANNUAL INCOME	ANNUAL YIELD (%)
Reinvestments L		174.51100	11.44	1,997.96		1,849.84	-148.12		
			11.61	2,027.18					
Reinvestments S		43.85400	10.40	456.21		464.83	8.62		
Total	1.94	715.19000	\$11.77	\$8,414.38	10.6000	\$7,581.01	-\$833.37	\$472	6.23
			\$11.81	\$8,443.60					
Client Investment (Excluding Reinvestments)						\$5,960.21			
Gain/Loss on Client Investment (Including Reinvestments)						\$1,620.80			
PIMCO FUNDS									
PIMCO INCOME FD									
CLASS A									
PONAX									
On Reinvestment									
Acquired 02/22/17 L nc		9,266.40700	12.16	112,679.51		98,223.91	-14,455.60		
Acquired 03/01/17 L nc		8.39900	12.20	102.47		89.03	-13.44		
Acquired 04/03/17 L nc		38.95800	12.24	476.85		412.95	-63.90		
Acquired 05/01/17 L nc		39.01900	12.26	478.76		413.60	-65.16		
Acquired 06/01/17 L nc		38.96000	12.34	480.77		412.98	-67.79		
Acquired 07/03/17 L nc		39.09600	12.34	482.83		414.42	-68.41		
Acquired 01/13/20 L		4,966.88700	11.81	58,668.78		52,648.99	-6,019.79		
			12.08	60,007.00					
Reinvestments L		3,822.71800	11.40	43,606.89		40,520.82	-3,086.07		
			11.54	44,114.18					
Reinvestments S		1,113.32500	10.40	11,581.60		11,801.25	219.65		
Total	52.39	19,333.76900	\$11.82	\$228,558.46	10.6000	\$204,937.95	-\$23,620.51	\$11,948	5.83
			\$11.92	\$230,403.97					
Client Investment (Excluding Reinvestments)						\$174,708.19			
Gain/Loss on Client Investment (Including Reinvestments)						\$30,229.76			
PIMCO FDS PAC INVT									
MGMT SER SHORT TERM FD									
CLASS A									
PSHAX									
On Reinvestment									
Acquired 02/23/17 L nc		11,405.29500	9.82	112,000.00		109,832.99	-2,167.01		
Acquired 03/01/17 L nc		2.22900	9.82	21.89		21.47	-0.42		
Acquired 04/03/17 L nc		13.88600	9.81	136.36		133.72	-2.64		
Acquired 05/01/17 L nc		13.25200	9.83	130.27		127.62	-2.65		
Acquired 06/01/17 L nc		14.06300	9.82	138.10		135.43	-2.67		



MARCH 1, 2024 - MARCH 31, 2024
ACCOUNT NUMBER: 2188-6115

Mutual Funds

Open End Mutual Funds continued

DESCRIPTION	% OF ACCOUNT	QUANTITY	ADJ PRICE/ ORIG PRICE	ADJ COST/ ORIG COST	CURRENT PRICE	CURRENT MARKET VALUE	UNREALIZED GAIN/LOSS	ESTIMATED	
								ANNUAL INCOME	ANNUAL YIELD (%)
Acquired 07/03/17 L nc		15.57700	9.84	153.43		150.01	-3.42		
Reinvestments L		1,349.20800	9.70	13,097.57		12,992.87	-104.70		
Reinvestments S		599.06900	9.55	5,722.30		5,769.02	46.72		
Total	33.02	13,412.57900	\$9.80	\$131,399.92	9.6300	\$129,163.13	-\$2,236.79	\$5,861	4.54
Client Investment (Excluding Reinvestments)						\$112,580.05			
Gain/Loss on Client Investment (Including Reinvestments)						\$16,583.08			
PIMCO FDS PAC INVT MGT SER STOCKSPLUS ABSOLUTE RETURN FD CL A PTOAX									
Acquired 01/24/20 L	2.69	899.28100	11.03 11.12	9,923.35 10,007.00	11.7000	10,521.58	598.23	363	3.45
Total Open End Mutual Funds	98.91			\$408,344.98 \$410,303.36		\$386,929.20	-\$21,415.78	\$19,461	5.03
Total Mutual Funds	98.91			\$408,344.98 \$410,303.36		\$386,929.20	-\$21,415.78	\$19,461	5.03

nc Cost information for this tax lot is not covered by IRS reporting requirements. Unless indicated, cost for all other lots will be reported to the IRS.

Activity detail

Income and distributions

DATE	ACCOUNT TYPE	TRANSACTION	QUANTITY	DESCRIPTION	PRICE	AMOUNT
03/01	Cash	DIVIDEND		PIMCO FDS INCOME FD INSTL CL 022924 711.46900 AS OF 2/29/24		39.15
03/01	Cash	DIVIDEND		PIMCO FUNDS PIMCO INCOME FD CLASS A 022924 19,239.63300 AS OF 2/29/24		990.31

THE OPRA FOUNDATION

MARCH 1, 2024 - MARCH 31, 2024
 ACCOUNT NUMBER: 2188-6115

Activity detail continued

Income and distributions

DATE	ACCOUNT TYPE	TRANSACTION	QUANTITY	DESCRIPTION	PRICE	AMOUNT
03/01	Cash	DIVIDEND		PIMCO FDS PAC INVT MGMT SER SHORT TERM FD CLASS A 022924 13,359.32700 AS OF 2/29/24		512.28
03/15	Cash	DIVIDEND		PIMCO FDS PAC INVT MGT SER STOCKSPPLUS ABSOLUTE RETURN FD CL A 031424 899.28100 AS OF 3/14/24		130.15
03/28	Cash	INTEREST		STANDARD BANK DEPOSIT 032824 4,246		0.88
Total Income and distributions:						\$1,672.77

Securities purchased

DATE	ACCOUNT TYPE	TRANSACTION	QUANTITY	DESCRIPTION	PRICE	AMOUNT
03/01	Cash	REINVEST DIV	3.72100	PIMCO FDS INCOME FD INSTL CL REINVEST AT 10.520		-39.15
03/01	Cash	REINVEST DIV	94.13600	PIMCO FUNDS PIMCO INCOME FD CLASS A REINVEST AT 10.520		-990.31
03/01	Cash	REINVEST DIV	53.25200	PIMCO FDS PAC INVT MGMT SER SHORT TERM FD CLASS A REINVEST AT 9.620		-512.28
Total Securities purchased:						-\$1,541.74



MARCH 1, 2024 - MARCH 31, 2024
ACCOUNT NUMBER: 2188-6115

Cash sweep activity

Our Cash Sweep program allows you to earn a return on the idle cash balances in your account by automatically investing such balances into one of our cash sweep options. These 'sweep transactions' may represent a net amount for the day and occur on settlement date. The following section displays transfers into and out of your sweep option. Transactions displayed here are Transfer To, Transfer From and Reinvested Dividends and Interest. These transaction amounts are not included in your cash flow summary.

DATE	TRANSACTION	DESCRIPTION	AMOUNT	DATE	TRANSACTION	DESCRIPTION	AMOUNT
03/01		BEGINNING BALANCE	4,116.65	03/28	REINVEST INT	STANDARD BANK DEPOSIT	0.88
03/18	TRANSFER TO	STANDARD BANK DEPOSIT	130.15	03/31		ENDING BALANCE	4,247.68

Bank Deposits Through Teller

March 1 - March 31

Wells Fargo Bank, N.A. (Member FDIC)

Account number 7149855285

Questions? Call us at 1-800-266-6263

Deposits made in a bank branch on the last business day of the month will typically appear on your next statement.

DATE	TRANSACTION	DESCRIPTION	AMOUNT	BANK BALANCE
03/01		BEGINNING BALANCE		\$0.00
03/31		ENDING BALANCE		\$0.00

*** THIS PAGE IS INTENTIONALLY LEFT BLANK ***