



SNAPSHOT

Page 1 of 11

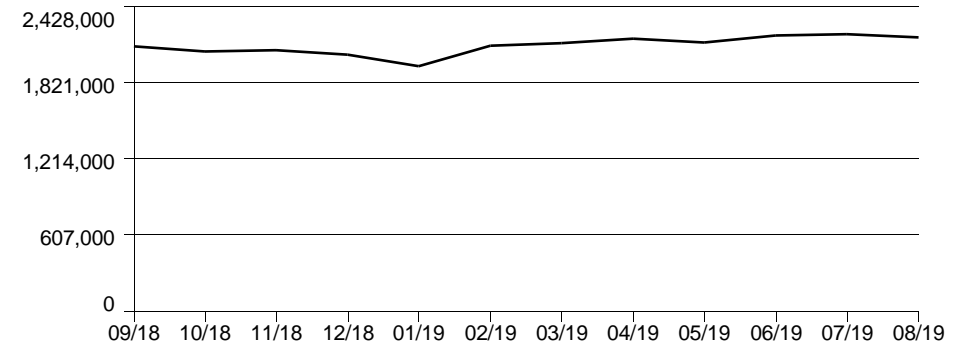
THE OHIO PROVIDER RESOURCE ASSOCIATION

AUGUST 1, 2019 - AUGUST 31, 2019
ACCOUNT NUMBER: 4809-6407

Progress summary

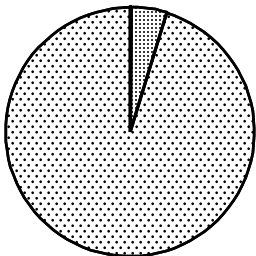
	THIS PERIOD	THIS YEAR
Opening value	\$2,205,287.66	\$2,045,158.04
Cash deposited	0.00	150,000.00
Securities deposited	0.00	0.00
Cash withdrawn	0.00	-159,000.00
Securities withdrawn	0.00	0.00
Change in value	-26,257.60	142,872.02
Closing value	\$2,179,030.06	\$2,179,030.06

Value over time



Portfolio summary

CURRENT



ASSETS

	Cash and sweep balances
	Stocks, options & ETFs
	Fixed income securities
	Mutual funds

ASSET TYPE	PREVIOUS VALUE ON JUL 31	%	CURRENT VALUE ON AUG 31	%	ESTIMATED ANN. INCOME
Cash and sweep balances	3,443.02	0.16	3,443.66	0.16	8
Stocks, options & ETFs	0.00	0.00	0.00	0.00	0
Fixed income securities	99,705.00	4.52	99,863.00	4.58	1,700
Mutual funds	2,102,139.64	95.32	2,075,723.40	95.26	89,347
Asset value	\$2,205,287.66	100%	\$2,179,030.06	100%	\$91,055

SNAPSHOT

THE OHIO PROVIDER RESOURCE
ASSOCIATION

Page 2 of 11

AUGUST 1, 2019 - AUGUST 31, 2019
ACCOUNT NUMBER: 4809-6407

Cash flow summary

	THIS PERIOD	THIS YEAR
Opening value of cash and sweep balances	\$3,443.02	
Deposits	0.00	150,000.00
Income and distributions	6,516.82	57,595.95
Securities sold and redeemed	0.00	349,993.00
Net additions to cash	\$6,516.82	\$557,588.95
Securities purchased	-6,516.18	-403,871.15
Electronic funds transfers	0.00	-150,000.00
Other subtractions and fees	0.00	-9,000.00
Net subtractions from cash	-\$6,516.18	-\$562,871.15
Closing value of cash and sweep balances	\$3,443.66	


Income summary *

	THIS PERIOD	THIS YEAR
TAXABLE Money market/sweep funds	0.64	33.30
Interest	0.00	3,712.50
Ordinary dividends and ST capital gains	6,516.18	48,355.68
Total taxable income	\$6,516.82	\$52,101.48
Total federally tax-exempt income	\$0.00	\$0.00
Total income	\$6,516.82	\$52,101.48

* Certain distributions made in the current year are reported as prior year income according to IRS regulations. This may cause a difference between Cash Flow and Income Summary totals.

Gain/loss summary

	UNREALIZED	THIS PERIOD REALIZED	THIS YEAR REALIZED
Short term (S)	28,734.25	0.00	0.00
Long term (L)	59,330.38	0.00	-3,955.59
Total	\$88,064.63	\$0.00	-\$3,955.59



SNAPSHOT

Page 3 of 11

THE OHIO PROVIDER RESOURCE ASSOCIATION

AUGUST 1, 2019 - AUGUST 31, 2019
ACCOUNT NUMBER: 4809-6407

Your Financial Advisor

THE PATTERSON MATOLA ALEXANDER &
ROSE PRIVATE WEALTH MGMT GROUP
Phone: 614-764-2040 / 800-446-4260

6515 LONGSHORE LOOP
STE 200
DUBLIN, OH 43017

Account profile

Full account name:	THE OHIO PROVIDER RESOURCE ASSOCIATION
Account type:	Brokerage Cash Services
Brokerage account number:	4809-6407
Brokerage Cash Services number:	1066761436
Tax status:	Non-Profit
Investment objective/Risk tolerance:*	MODERATE INCOME
Time horizon:*	MODERATE (5-10 YEARS)
Liquidity needs:*	MODERATE
Cost Basis Election:	First in, First out
Sweep option:	STANDARD BANK DEPOSIT

*For more information, please visit us at: www.wellsfargoadvisors.com/disclosures

Available funds

Cash	0.00
Money market and sweep funds	3,443.66
Available for loan	0.00
Your total available funds	\$3,443.66

Client service information

Client service:	800-266-6263
En español:	800-326-8977
Website:	www.wellsfargoadvisors.com

For your consideration

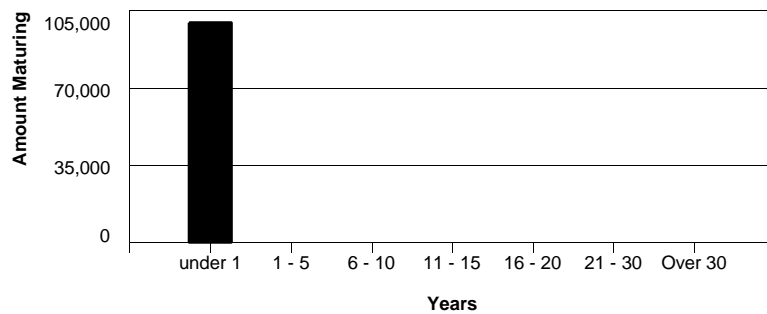
Go paperless. Accessing your account documents online is easy, secure, and costs nothing. Sign on to **wellsfargoadvisors.com** with your Access Online Username and Password, select **Statements & Docs**, and then click on the **Delivery Preferences** Quick Link. Choose **Electronic Delivery** to go paperless or select specific account documents for electronic delivery. If you do not have a Username and Password, visit **wellsfargoadvisors.com/signup** or call 1-877-879-2495 for enrollment assistance.

Document delivery status

	Paper	Electronic
Statements:	X	
Trade confirmations:	X	
Tax documents:	X	
Shareholder communications:	X	
Other documents:	X	

**THE OHIO PROVIDER RESOURCE
ASSOCIATION**

AUGUST 1, 2019 - AUGUST 31, 2019
ACCOUNT NUMBER: 4809-6407

Bond maturity schedule


MATURING IN:	AMOUNT MATURING	CURRENT VALUE	% OF MATURING VALUE
under 1 year	100,000.00	99,863.00	100.00
1 to 5 years	0.00	0.00	0.00
6 to 10 years	0.00	0.00	0.00
11 to 15 years	0.00	0.00	0.00
16 to 20 years	0.00	0.00	0.00
21 to 30 years	0.00	0.00	0.00
over 30 years	0.00	0.00	0.00
Total	\$100,000.00	\$99,863.00	100.00%

Additional information

	THIS PERIOD	THIS YEAR
Gross proceeds	0.00	349,993.00

Portfolio detail
Cash and Sweep Balances

Sweep Balances - You have the right, in the course of normal business operations, to withdraw balances in the Bank Deposit Sweep Program(s) or redeem shares of the money market mutual fund used in the sweep, subject to any open commitments in any of your accounts and have the proceeds returned to your accounts or remitted to you. Note, however, that as required by federal banking regulations, the banks in the Bank Deposit Sweep Program(s) reserve the right to require seven days prior notice before permitting a transfer out of the Bank Deposit Sweep Program(s). In addition, the money market mutual funds in the sweep reserve the right to require one or more day's prior notice before permitting withdrawals.

Standard Bank Deposit Sweep - Consists of monies held at Wells Fargo Bank, N.A. and (if amounts exceed \$250,000) at one Wells Fargo affiliated bank.

Expanded Bank Deposit Sweep - Consists of monies held at Wells Fargo Bank, N.A. and (if amounts exceed \$250,000) at one or more Wells Fargo affiliated or nonaffiliated banks.

Brokered Liquid Deposit - Consists of monies held at one or more nonaffiliated and Wells Fargo affiliated banks.

Assets in the Bank Deposit Sweep Program and Brokered Liquid Deposit are not covered by SIPC, but are instead eligible for FDIC insurance of up to \$250,000 per depositor, per institution, in accordance with FDIC rules. For additional information, please contact Your Financial Advisor.

DESCRIPTION	% OF ACCOUNT	ANNUAL PERCENTAGE YIELD EARNED*	CURRENT MARKET VALUE	ESTIMATED ANNUAL INCOME
STANDARD BANK DEPOSIT	0.16	0.22	3,443.66	8.00
Interest Period 08/01/19 - 08/31/19				
Total Cash and Sweep Balances	0.16		\$3,443.66	\$8.00



THE OHIO PROVIDER RESOURCE ASSOCIATION

AUGUST 1, 2019 - AUGUST 31, 2019
ACCOUNT NUMBER: 4809-6407

* APYE measures the total amount of the interest paid on an account based on the interest rate and the frequency of the compounding during the interest period. The annual percentage yield earned is expressed as an annualized rate, based on a 365 day year.

Fixed Income Securities

Corporate and municipal bonds and other fixed income securities are priced by a computerized pricing service or, for less actively traded issues, by utilizing a yield-based matrix system to arrive at an estimated market value.

Corporate Bonds

DESCRIPTION	% OF ACCOUNT	QUANTITY	ADJ PRICE/ ORIG PRICE	ADJ COST/ ORIG COST	CURRENT PRICE	CURRENT MARKET VALUE	UNREALIZED GAIN/LOSS	ESTIMATED		
								ACCRUED INTEREST	ANNUAL INCOME	ANNUAL YIELD (%)
JOHN DEERE CAPITAL CORP SR UNSECURED CPN 1.700% DUE 01/15/20 DTD 10/12/12 FC 01/15/13 Moody A2 , S&P A CUSIP 24422ERY7 Acquired 05/06/14 L nc	4.58	100,000	0.97	97,038.00	99.8630	99,863.00	2,825.00	217.22	1,700	1.70
Total Corporate Bonds	4.58	100,000		\$97,038.00		\$99,863.00	\$2,825.00	\$217.22	\$1,700	1.70
Total Fixed Income Securities	4.58			\$97,038.00		\$99,863.00	\$2,825.00	\$217.22	\$1,700	1.70

nc Cost information for this tax lot is not covered by IRS reporting requirements. Unless indicated, cost for all other lots will be reported to the IRS.

Mutual Funds

If a portion of your fund position was converted, the 'Client Investment' value may include reinvestments from previously held positions.

Open End Mutual Funds

Open End Mutual Fund shares are priced at net asset value. Estimated Annual Income and Yield refer to Dividends and Interest Income only, and typically do not reflect Total return.

DESCRIPTION	% OF ACCOUNT	QUANTITY	ADJ PRICE/ ORIG PRICE	ADJ COST/ ORIG COST	CURRENT PRICE	CURRENT MARKET VALUE	UNREALIZED GAIN/LOSS	ESTIMATED	
								ANNUAL INCOME	ANNUAL YIELD (%)
AMERICAN FUNDS NEW WORLD FUND CL F2 NFFFX On Reinvestment Acquired 06/09/16 L nc Reinvestments L Reinvestments S		798.16200 17.44600 21.91700	51.64 66.19 55.67	41,225.05 1,154.86 1,220.32		52,622.82 1,150.21 1,444.99	11,397.77 -4.65 224.67		

**THE OHIO PROVIDER RESOURCE
ASSOCIATION**

AUGUST 1, 2019 - AUGUST 31, 2019
ACCOUNT NUMBER: 4809-6407

Mutual Funds

Open End Mutual Funds continued

DESCRIPTION	% OF ACCOUNT	QUANTITY	ADJ PRICE/ ORIG PRICE	ADJ COST/ ORIG COST	CURRENT PRICE	CURRENT MARKET VALUE	UNREALIZED GAIN/LOSS	ESTIMATED	
								ANNUAL INCOME	ANNUAL YIELD (%)
Total	2.53	837.52500	\$52.06	\$43,600.23	65.9300	\$55,218.02	\$11,617.79	\$656	1.19
Client Investment (Excluding Reinvestments)						\$41,225.05			
Gain/Loss on Client Investment (Including Reinvestments)						\$13,992.97			
PIMCO FDS									
INCOME FD INSTL CL									
PIMIX									
On Reinvestment									
Acquired 12/23/14 L nc		7,681.07300	12.46	95,706.16		91,481.57	-4,224.59		
Acquired 02/01/17 L nc		14.39400	12.10	174.31		171.43	-2.88		
Acquired 03/01/17 L nc		59.26200	12.20	723.00		705.81	-17.19		
Acquired 04/03/17 L nc		59.34100	12.23	726.33		706.75	-19.58		
Acquired 05/01/17 L nc		59.46500	12.27	729.64		708.23	-21.41		
Acquired 06/01/17 L nc		59.39100	12.33	732.88		707.35	-25.53		
Acquired 07/03/17 L nc		59.61700	12.35	736.27		710.04	-26.23		
Reinvestments L		664.24100	12.28	8,162.14		7,911.10	-251.04		
Reinvestments S		494.89600	11.95	5,915.58		5,894.22	-21.36		
Total	5.00	9,151.68000	\$12.41	\$113,606.31	11.9100	\$108,996.50	-\$4,609.81	\$6,039	5.54
Client Investment (Excluding Reinvestments)						\$99,528.59			
Gain/Loss on Client Investment (Including Reinvestments)						\$9,467.91			
PIMCO FUNDS									
PIMCO INCOME FD									
CLASS A									
PONAX									
On Reinvestment									
Acquired 02/22/17 L nc		40,885.26500	12.16	497,164.82		486,943.50	-10,221.32		
Acquired 02/23/17 L nc		3,284.07200	12.18	40,000.00		39,113.30	-886.70		
Acquired 03/01/17 L nc		51.01600	12.20	622.40		607.60	-14.80		
Acquired 04/03/17 L nc		238.92700	12.24	2,924.47		2,845.62	-78.85		
Acquired 05/01/17 L nc		239.31200	12.27	2,936.36		2,850.21	-86.15		
Acquired 06/01/17 L nc		238.95600	12.34	2,948.72		2,845.97	-102.75		
Acquired 07/03/17 L nc		239.75400	12.34	2,960.96		2,855.47	-105.49		
Acquired 07/31/17 L		28,294.26000	12.37	350,007.00		336,984.63	-13,022.37		
Acquired 02/19/19 S		12,562.81400	11.94	150,007.00		149,623.11	-383.89		
Acquired 03/25/19 S		8,333.33300	12.00	100,007.00		99,250.00	-757.00		
Acquired 05/01/19 S		8,298.75500	12.05	100,007.00		98,838.17	-1,168.83		
Reinvestments L		4,598.71600	12.25	56,340.23		54,770.70	-1,569.53		
Reinvestments S		4,976.58100	11.95	59,517.94		59,271.09	-246.85		


**THE OHIO PROVIDER RESOURCE
ASSOCIATION**

AUGUST 1, 2019 - AUGUST 31, 2019
ACCOUNT NUMBER: 4809-6407

Mutual Funds
Open End Mutual Funds continued

DESCRIPTION	% OF ACCOUNT	QUANTITY	ADJ PRICE/ ORIG PRICE	ADJ COST/ ORIG COST	CURRENT PRICE	CURRENT MARKET VALUE	UNREALIZED GAIN/LOSS	ESTIMATED	
								ANNUAL INCOME	ANNUAL YIELD (%)
Total	61.35	112,241.76100	\$12.17	\$1,365,443.90	11.9100	\$1,336,799.37	-\$28,644.53	\$68,748	5.14
Client Investment (Excluding Reinvestments)						\$1,249,585.73			
Gain/Loss on Client Investment (Including Reinvestments)						\$87,213.64			
PIMCO INTERNATIONAL BOND FUND US DOLLAR HEDGED CLASS A PFOAX									
On Reinvestment									
Acquired 02/23/17 L nc		4,780.11500	10.45	50,000.00		54,349.91	4,349.91		
Acquired 03/01/17 L nc		0.24800	10.52	2.61		2.82	0.21		
Acquired 04/03/17 L nc		2.88700	10.49	30.31		32.83	2.52		
Acquired 05/01/17 L nc		2.80500	10.52	29.51		31.89	2.38		
Acquired 06/01/17 L nc		2.67600	10.56	28.26		30.43	2.17		
Acquired 07/03/17 L nc		3.50900	10.51	36.91		39.90	2.99		
Reinvestments L		68.09000	10.71	729.34		774.18	44.84		
Reinvestments S		141.69300	10.78	1,528.65		1,611.04	82.39		
Total	2.61	5,002.02300	\$10.47	\$52,385.59	11.3700	\$56,873.00	\$4,487.41	\$950	1.67
Client Investment (Excluding Reinvestments)						\$50,127.60			
Gain/Loss on Client Investment (Including Reinvestments)						\$6,745.40			
PIMCO FDS PAC INVT MGT SER STOCKSPUS ABSOLUTE RETURN FD CL A PTOAX									
On Reinvestment									
Acquired 12/21/18 S		18,454.44100	8.67	160,007.00		190,265.28	30,258.28		
Reinvestments S		586.32000	9.90	5,808.94		6,044.96	236.02		
Total	9.01	19,040.76100	\$8.71	\$165,815.94	10.3100	\$196,310.24	\$30,494.30	\$6,322	3.22
Client Investment (Excluding Reinvestments)						\$160,007.00			
Gain/Loss on Client Investment (Including Reinvestments)						\$36,303.24			
PIMCO INVESTMENT GRADE CREDIT BOND FUND A PBDAX									
On Reinvestment									
Acquired 02/23/17 L nc		4,840.27100	10.33	50,000.00		53,049.37	3,049.37		
Acquired 03/01/17 L nc		2.38000	10.34	24.63		26.08	1.45		

**THE OHIO PROVIDER RESOURCE
ASSOCIATION**

AUGUST 1, 2019 - AUGUST 31, 2019
ACCOUNT NUMBER: 4809-6407

Mutual Funds

Open End Mutual Funds continued

DESCRIPTION	% OF ACCOUNT	QUANTITY	ADJ PRICE/ ORIG PRICE	ADJ COST/ ORIG COST	CURRENT PRICE	CURRENT MARKET VALUE	UNREALIZED GAIN/LOSS	ESTIMATED	
								ANNUAL INCOME	ANNUAL YIELD (%)
Acquired 04/03/17 L nc		14.38300	10.36	149.01		157.64	8.63		
Acquired 05/01/17 L nc		12.77800	10.44	133.53		140.05	6.52		
Acquired 06/01/17 L nc		14.19200	10.52	149.44		155.54	6.10		
Acquired 07/03/17 L nc		14.62200	10.54	154.12		160.26	6.14		
Reinvestments L		215.50700	10.40	2,243.37		2,361.96	118.59		
Reinvestments S		202.97300	10.20	2,071.40		2,224.58	153.18		
Total	2.67	5,317.10600	\$10.33	\$54,925.50	10.9600	\$58,275.48	\$3,349.98	\$2,031	3.49
Client Investment (Excluding Reinvestments)						\$50,610.73			
Gain/Loss on Client Investment (Including Reinvestments)						\$7,664.75			
PIMCO FUNDS									
RAE FUND A									
PIXAX									
On Reinvestment									
Acquired 02/23/17 L nc		7,153.07600	6.98	50,000.00		46,638.05	-3,361.95		
Acquired 06/16/17 L nc		122.11200	6.87	838.91		796.17	-42.74		
Reinvestments L		529.80000	7.32	3,882.82		3,454.30	-428.52		
Reinvestments S		961.05800	6.33	6,090.64		6,266.09	175.45		
Total	2.62	8,766.04600	\$6.94	\$60,812.37	6.5200	\$57,154.61	-\$3,657.76	\$538	0.94
Client Investment (Excluding Reinvestments)						\$50,838.91			
Gain/Loss on Client Investment (Including Reinvestments)						\$6,315.70			
VANGUARD INDEX									
VANGUARD 500 INDEX FD									
ADMIRAL SHS									
VFAX									
On Reinvestment									
Acquired 04/28/14 L nc		724.42800	172.54	125,000.00		196,269.28	71,269.28		
Acquired 03/22/17 L nc		3.36600	216.29	728.05		911.95	183.90		
Acquired 06/23/17 L nc		3.29400	224.70	740.17		892.44	152.27		
Reinvestments L		14.13200	241.59	3,414.18		3,828.79	414.61		
Reinvestments S		15.47900	259.15	4,011.53		4,193.72	182.19		



**THE OHIO PROVIDER RESOURCE
ASSOCIATION**

AUGUST 1, 2019 - AUGUST 31, 2019
ACCOUNT NUMBER: 4809-6407

Mutual Funds

Open End Mutual Funds continued

DESCRIPTION	% OF ACCOUNT	QUANTITY	ADJ PRICE/ ORIG PRICE	ADJ COST/ ORIG COST	CURRENT PRICE	CURRENT MARKET VALUE	UNREALIZED GAIN/LOSS	ESTIMATED	
								ANNUAL INCOME	ANNUAL YIELD (%)
Total	9.46	760.69900	\$176.01	\$133,893.93	270.9300	\$206,096.18	\$72,202.25	\$4,063	1.97
Client Investment (Excluding Reinvestments)						\$126,468.22			
Gain/Loss on Client Investment (Including Reinvestments)						\$79,627.96			
Total Open End Mutual Funds	95.26			\$1,990,483.77		\$2,075,723.40	\$85,239.63	\$89,347	4.30
Total Mutual Funds	95.26			\$1,990,483.77		\$2,075,723.40	\$85,239.63	\$89,347	4.30

nc Cost information for this tax lot is not covered by IRS reporting requirements. Unless indicated, cost for all other lots will be reported to the IRS.

Activity detail

Income and distributions

DATE	ACCOUNT TYPE	TRANSACTION	QUANTITY	DESCRIPTION	PRICE	AMOUNT
08/01	Cash	DIVIDEND		PIMCO FDS INCOME FD INSTL CL 073119 9,109.89400 AS OF 7/31/19		505.61
08/01	Cash	DIVIDEND		PIMCO FUNDS PIMCO INCOME FD CLASS A 073119 111,766.43400 AS OF 7/31/19		5,751.46
08/01	Cash	DIVIDEND		PIMCO INTERNATIONAL BOND FUND US DOLLAR HEDGED CLASS A 073119 4,994.04300 AS OF 7/31/19		89.53
08/01	Cash	DIVIDEND		PIMCO INVESTMENT GRADE CREDIT BOND FUND A 073119 5,301.24300 AS OF 7/31/19		169.58

**THE OHIO PROVIDER RESOURCE
ASSOCIATION**

AUGUST 1, 2019 - AUGUST 31, 2019
ACCOUNT NUMBER: 4809-6407

Activity detail continued

Income and distributions

DATE	ACCOUNT TYPE	TRANSACTION	QUANTITY	DESCRIPTION	PRICE	AMOUNT
08/30	Cash	INTEREST		STANDARD BANK DEPOSIT 083019 3,443		0.64
Total Income and distributions:						\$6,516.82

Securities purchased

DATE	ACCOUNT TYPE	TRANSACTION	QUANTITY	DESCRIPTION	PRICE	AMOUNT
08/01	Cash	REINVEST DIV	41.78600	PIMCO FDS INCOME FD INSTL CL REINVEST AT 12.100		-505.61
08/01	Cash	REINVEST DIV	475.32700	PIMCO FUNDS PIMCO INCOME FD CLASS A REINVEST AT 12.100		-5,751.46
08/01	Cash	REINVEST DIV	7.98000	PIMCO INTERNATIONAL BOND FUND US DOLLAR HEDGED CLASS A REINVEST AT 11.220		-89.53
08/01	Cash	REINVEST DIV	15.86300	PIMCO INVESTMENT GRADE CREDIT BOND FUND A REINVEST AT 10.690		-169.58
Total Securities purchased:						-\$6,516.18

Cash sweep activity

Our Cash Sweep program allows you to earn a return on the idle cash balances in your account by automatically investing such balances into one of our cash sweep options. These 'sweep transactions' may represent a net amount for the day and occur on settlement date. The following section displays transfers into and out of your sweep option. Transactions displayed here are Transfer To, Transfer From and Reinvested Dividends and Interest. These transaction amounts are not included in your cash flow summary.

DATE	TRANSACTION	DESCRIPTION	AMOUNT	DATE	TRANSACTION	DESCRIPTION	AMOUNT
08/01		BEGINNING BALANCE	3,443.02	08/31		ENDING BALANCE	3,443.66
08/30	REINVEST INT	STANDARD BANK DEPOSIT	0.64				



**THE OHIO PROVIDER RESOURCE
ASSOCIATION**

AUGUST 1, 2019 - AUGUST 31, 2019
ACCOUNT NUMBER: 4809-6407

Bank Deposits Through Teller

August 1 - August 31

Wells Fargo Bank, N.A. (Member FDIC)

Account number 1066761436

Questions? Call us at 1-800-266-6263

Deposits made in a bank branch on the last business day of the month will typically appear on your next statement.

DATE	TRANSACTION	DESCRIPTION	AMOUNT	BANK BALANCE
08/01		BEGINNING BALANCE		\$0.00
08/31		ENDING BALANCE		\$0.00

*** THIS PAGE IS INTENTIONALLY LEFT BLANK ***